

August
2022



TURNERS TALK

THE MID SOUTH WOODTURNERS GUILD

** Founded 1997 **



AAW OFFICIAL CHAPTER
AMERICAN ASSOCIATION
OF WOODTURNERS

MSWG
Board Of Directors

President

Robert "Bob" Wolfe

Vice-President

Larry Sefton

Secretary

Mike Yohanek

Treasurer

Avi Pelc

Directors At-Large

Rick Stone
Sam Dawson
Joseph Voda

BoD-Directed Chairs

Webmaster

Larry Sefton

Newsletter Editor

Joseph Voda

Librarian

Richard Hiller

Giving Back

Joseph Voda
Sam Dawson

"A Fall Celebration in the Park"
(Formerly: "Oktoberfest")
Joseph Voda

- Annual Guild Demo Event -

Pink Palace Craft Fair

Bob Wolfe

On The Cover...

Again this month, I am fascinated by another hollow form. Skip Wilbur's piece combines a classic form with texture that seems to come from a *Game of Thrones* setting.

Another great wok, Skip!

"When did you say you were going to take some time off?"

Featured In This Issue

Page 3 - President's Corner

Page 5 - President's Challenge –

- May to July (Extended), Winners Named!
- Welcome To Our New Members

Page 6 - This Month's Demo

Matt Garner & Rick Gillespie (MSWG)

Matt: "An Acrylic Handle for a Magnifier Kit"

Rick: "A Hollow Christmas Ornament & A Snowman"

Page 7 - "Puzzle Me This, 'Turner?'"

AAW's Segmented Symposium Details

Page 8 - An Update: WKNO's Gallery 10|91 Show

Page 9 - Last Month's Demo

"Turning and Embellishing Mushrooms"- IRD, Linda Ferber

(Minnesota Woodturning Association, Mid-Minnesota Woodturners)

Page 11 - Speaking of Wig Stands...

Page 12 - MSWG Instant Gallery - July,

Last Month's Work by Guild Members

Page 18 - MSWG Instant Gallery - July,

A Special Note from the Editor

Page 19 - Upcoming Events

Page 20 - Guild Sponsors

President's Corner



August is here and again we have hot and humid weather. Make sure to keep hydrated by drinking lots of water or juices.



This month we held a Turn-In on August 13th, in support of Pens for Troops.

Last month we completed our President's Challenge to turn wig stands for patients who have lost their hair due to cancer treatments. Congratulations to the Challenge winners!



West Cancer Clinic and their patients have been thrilled to receive our stands. Thanks to all who have participated, and I ask that you continue to support this worthy cause. We in fact, need to increase our monthly donation to 20 stands.



MSWG to be
featured on



WKNO's Gallery Ten Ninety-One is pleased to present works by the Midsouth Woodturners Guild. MSWG submitted over 50 items for the gallery, which are on display on-line. Click the following link to see what our members have submitted. [Gallery](#)


[1091](#) Skip Wilbur's interview by Kathy Walton. Click on [MSWG website](#) then click on the audible link in the upper left-hand of the web page. Part of the proceeds from turning sales go to support WKNO, the remaining funds go directly to the turner. Grab a cup of coffee and take a peek.

Last month we had an IRD demo by Linda Ferber – demonstrating steps for turning and carving mushrooms and then end with coloring and finishing.

This month we will have two for the price of one. Our very own Matt Garner & Rick Gillespie will take to the lathe and demonstrate making an open-end handle magnifying glass, and special types of Christmas ornaments. This should be lots of fun.

(continued next page.)

President's Corner (cont'd)



September will be a jam-packed month of turning. We start the month by going to the DELTA FAIR to demonstrate turning and sales of turner's items. You can also enter your turnings in the Delta Fair's "Crafts, Culinary, Gardening & Collectibles" contest. There is a section for WOOD CRAFTING, with nine areas for woodturning. There is also a section for beginner wood turners who have not previously won a ribbon in a specific category. Ribbons and Cash will be awarded for the top three items in each category. For more information click on link www.deltafest.com . Entry forms must be submitted by August 18th.

See you at the Bartlett Municipal Center!

Bob Wolfe

Remember the universal motto of all volunteer organizations:
"If EVERYONE does a bit of the work, NO ONE does all the work!"

Board of Directors

Committee Chairs

-Demonstration Planning

-Educational Events Planning

-Charities Coordinator

-Wig Stands for Cancer

-Pens for Troops

Newsletter Editor

**How Can
I Help
My
Guild?**

Meeting Room Coordinator

Refreshments Coordinator

Raffle Coordinator

Videography

Sound Engineer

Demonstrator Host

Article Development

Website Admin

PRESIDENT’S CHALLENGE—Wig Stands

Congratulations To Our Winners!

[Skip Wilbur](#) [Larry Sefton](#) [Don Chandler](#)



Welcome Our 2022 Members!

These individuals joined our Guild in the last months,
shake a hand and get to know them over a “latte’ ”.

January

Photo Pending


Marvin Jones

March




Joel Benson
(Returning)

March



Lonnie Epperson
(Returning)

March



J.W. (Jimmy)
Higgins

April



Nathan Hasty

May



Mike Green

June

Photo Pending

Jim Dunham

June

Photo Pending

Glenn Morris

June

Photo Pending

Jeff & Rena Sawyer

NOTE:

Someone will also be available to take your “MUG-SHOT.”

This Month's Demo

Matt Garner & Rick Gillespie(MSWG)

Matt: "An Acrylic Handle for a Magnifier Kit"

Rick: "A Hollow Christmas Ornament & A Snowman"

This month, we have two of our own members as co-demonstrators: Matt Garner and Rick Gillespie.



Matt Garner is one of the Guild's best known members. Easily recognized by "old-time" members (having served several terms as Treasurer) and due to his quick smile with greeting, to new ones, as well. Matt is very accomplished woodturner. No stranger to various educational symposium events, or classes, Matt is the proverbial "sponge"- always looking to "soak" up a new technique or process.

One of the Guild's ever-popular sellers at our annual Pink Palace Education/Demonstration/Sales event, Matt offers his experience in what items make for happy purchases. This month, Matt will demo making an acrylic handle for a magnifier kit.



Rick Gillespie, another long-time member, steps up to demonstrate a two-piece hollowed globe Christmas Ornament, and a Snowman ornament using a new method you likely haven't seen before.

See you at the Bartlett Station.

Puzzle Me This, ‘Turner?’

“Tired of repeated woodturning technique demonstrations?”

“Like a challenge? Like math? Like puzzles?”

“AAW HAS THE SOLUTION!!”

<https://www.segmentedwoodturners.org/>

The screenshot shows the homepage of the Segmented Woodturners website. At the top, it features the AAW (American Association of Woodturners) logo and the text "Segmented Woodturners Worldwide Home of Segmented Woodturners". Below this is a navigation bar with links for "President's Message", "Join Segmented Woodturners or Renew Subscription", and "Your Member Benefits".

The main content area is divided into four columns:

- Left Column:** Promotes the "Segmenting Chicago" event on Sept 23-25, 2022, and the "Symposium 2022" (7th Segmenting Symposium) from September 22-25, 2022, at the Crowne Plaza Chicago-Northbrook. It includes a "Symposium Details/Registration" button.
- Second Column:** Titled "Segmenter's Resources", it features an illustration of a woodturner and a text block stating: "We are always trying to find that right tool, a piece of wood or that video to help us out. This is the page to find that stuff." with a "View Resources" button.
- Third Column:** Titled "Photo of the Week", it displays a wood volleyball and a text block by Paul Bartlett describing the project: "By Paul Bartlett -8-3/8" Diameter Maple and Wenge. Someone asked me once if I ever made a wood Volleyball, Well now I can say I have. It impossible to get the correct grain orientation so its not a practicable project to make. Maybe the wood stabilization method might work but it needs 2" thick wood. Not sure if that is possible." with a "Prior Photos of the Week" button.
- Right Column:** Titled "Meet the Symposium Demonstrator", it features a photo of Malcom Tibbetts and a text block introducing him as the first president of the Segmented Woodturners, highlighting his various techniques. It includes a "Learn More" button.

At the bottom of the page, it states "Segmentedwoodturners.org is a 501 (c)(3) Organization".

An Update: WKNO Gallery 10|91 Show

As you read this, we will be just over halfway through our first Gallery 10|91 event with WKNO TV and FM Studios ("PBS and NPR For The Midsouth!"). Thus far, only one item has been sold, contributing to the event's purpose of an individual sale and fund-raiser: one of Bill Bleau's excellent Basket Illusion pieces. So, it seems this maybe the time for a 110% effort by each one of us.




I truly believe each of us (the entire Guild membership) knows at least one person, who watches WKNO TV and/or listens to 91.1 FM. I, also, believe that it is entirely possible these folks possibly missed any of the "Checking on the Arts" promos, which are broadcast at a time when they were not watching, or listening to, either medium. Lastly, they may not regularly view Gallery 10|91 on the station website.

So, now we have an opportunity to actively practice a portion of our Guild's Mission Statement:

"Our mission is to provide information, education, a meeting place and an effective organization for all who are interested in turning wood."

"to provide [and promote] education...in turning wood."


To this end, let us each contact that one (or more) individual we know and ask if they have viewed our works at the WKNO website, and let us do it immediately. Then, be prepared to answer any questions their review may create about our avocation.



MSWG to be featured on

GALLERY

Ten | Ninety | One





Last Month's Demo

Linda Ferber (Minnesota Woodturning Association,
Mid-Minnesota Woodturners)

Demo: “Turning and Embellishing Mushrooms”- IRD



Last month, our guest demonstrator was Linda Ferber of AAW fame. Through an IRD (Interactive Remote Demonstration) she walked us through her process of turning and embellishing “Mushrooms”.

For those of you who were unable to join the IRD, I believe the subject material sparked more intrigue than most first thought it might. These items placed into a “natural setting”, are more prevalent in the shelf-sitter marketplace, than I expected.

Not to take any credit away from Linda in the thought, creativity and effort she puts into her work, I believe she actually put a challenge before us. Using a bit of creative thinking, one could make good use of some scrap wood, nearly empty bottles of paint, glitter and bark, to add impulse purchase items adding a whimsical aspect to one's repertoire. All effective salesmen know that helping a customer make even a small first purchase, overcomes the initial mindset of resistance to buy anything, until the “perfect” item jumps out at them! (And you thought you were just a woodturner!?!)

Look through the few on-sight pictures of the day's presentation. IRD's may not be your preferred cup o' tea for a group meeting, but when we use them, there are several pros:

- Each one of us doesn't have to fiddle with a pc/ laptop, video settings and the dreaded: internet data transfer connections.
- The image is much easier to see on a large screen.
- We get to enjoy good fellowship (and Skip's humorous quips).
- There are always several items in the Instant Gallery with “Things that make you say, Hmmm!”



(continued next page)

Last Month's Demo (Cont'd)

Linda Ferber (Minnesota Woodturning Association,
Mid-Minnesota Woodturners)

Demo: "Turning and Embellishing Mushrooms"- IRD



MS. Ferber's finished work-piece was sent to MSWG, for use in our Annual Auction of demonstration items and member-supplied gifts, which support the operation of the club and its charitable works.

A personal aside...

When explaining to Linda (my wife) who our demonstrator was for the month and showing her the items that were made, she asked me to make her a couple of mushrooms to play with. (What?!? An actual collaborative effort!) So, I did and then she rummaged through my scrap bark. Here is what she is working with. She's happy; I'm happy: life is good.



SPEAKING OF WIG STANDS...


Great Wig Stand Story!

Bob (located in Roundup, MT) found our wig stand program in a Google search and contacted MSWG using one of our forms.

He wanted to buy a wig stand for his wife. Bob was contacted and explained that her wig was going to be 14" long.

Most of our stands are not tall enough for that size wig so Larry Sefton made a special taller wig stand and donated it to Bob. Bob paid only for the UPS shipping to Montana.

A week later Larry received a message with this photo: "Well, after getting lost by the USPS, her wig finally arrived today. Thanks again for the stand. It works great." Bob



MSWG Instant Gallery

(Last Month's Work by Guild Members)



Don Chandler



MSWG Instant Gallery

(Last Month's Work by Guild Members)



Jerry Burch




MSWG Instant Gallery

(Last Month's Work by Guild Members)



Larry Sefton



Don Farage
(no-sag slacks hangers)

MSWG Instant Gallery

(Last Month's Work by Guild Members)



Larry Sefton



Mark Maxwell



MSWG Instant Gallery

(Last Month's Work by Guild Members)



Skip Wilbur



MSWG Instant Gallery

(Last Month's Work by Guild Members)



Create

Skip Wilbur



Repeat

MSWG Instant Gallery

(Last Month's Work by Guild Members)



Ed. I could not close out this newsletter without commenting on this little fellow. Several of our members joined the Record Power *Live Sessions* Zoom episode featuring Emma Cook, *The Tiny Turner*, of England and her demonstration of this whimsical character: "Turn A Gonk!"

It appears that Don Chandler (MSWG) was more motivated, than the rest of us, and submitted his *little fellow* to this month's Instant Gallery. Great work, Don!

I only hope you made a quantity of these guys, for our Pink Palace Craft Fair next month. I hear these are very popular conversation pieces and should bring folks into the booth.

Thanks to Larry Sefton (MSWG) for alerting us to the RP *Live Sessions*, that week. (My wife offered her usual praise when she likes a work I show her, "Where's mine?")

Upcoming Events

“SAVE THE 4TH SATURDAY OF EACH MONTH, 9 AM to NOON, FOR MONTHLY DEMOS!”

- Aug 20** MSWG Club Meeting @ BARTLETT STATION MUNICIPAL CENTER
 Demonstrators: Matt Garner (MSWG) and Rick Gillespie (MSWG)
 Demo: Matt “Open-end Handle & Magnifying Glass” and
 Rick “Special Type of Christmas Ornament”
- Aug 26-28** **S.W.A.T. Symposium, Waco, TX** **NON-MSWG EVENT**
 (<https://www.swaturners.org/>)
- Sep 2-11** Delta Fair @ Agricenter International Expo, Memphis, TN
 Demonstrators: MSWG Members: All Day Sept. 2
 Demo: Pen-turning and Various Other Small Items
- Sep 17** MSWG Club Meeting @ BARTLETT STATION MUNICIPAL CENTER **[EXTENDED SESSION]**
 Demonstrator: Jeff Hornung
 Demo: Morning: Simple Sellers For The Christmas Market.
 Afternoon: A Finishing Workshop.
- Sep 22-25** **Segmented Woodturners - 7th Annual Symposium** **NON-MSWG EVENT**
 Chicago, IL
- Sep 23-25** **50th Annual Pink Palace Arts & Craft Fair @ Audubon Park, Memphis**
 MSWG Turning Demonstration & Member-Items Sale
 Demonstrators: MSWG Members
- Oct 15** MSWG Club Meeting @ TBA
 Hands-On and A Fun Day Demonstrator: Club Members
- Oct 22** MSWG Club Meeting @ BARTLETT STATION MUNICIPAL CENTER **[EXTENDED SESSION]**
 Demonstrator: Mark Palma
 Demo: Turning Things That Matter and Finishing Methods
- Nov 19** MSWG Club Meeting @ BARTLETT STATION MUNICIPAL CENTER
 Demonstrator: Various MSWG Members
 Demo: “Tricks of the Trade/Craft”
- Dec 17** MSWG Annual Christmas Luncheon & Auction
 @ BARTLETT STATION MUNICIPAL CENTER, 10:00 am - 12:00 pm
 A “Plus-1” Event For Members

Guild Sponsors

“Please Support Our Sponsors With Your Woodturning Needs!”

THE WOODWORK SHOP

PROFESSIONAL TOOLS. FINE HARDWOOD. CUSTOM WOODWORK.

The Woodwork Shop, Inc

8500 Wolf Lake Drive
Suite 101
Bartlett, TN 38133

_____ A Rockler-Partner Store _____

Phone: (901) 755-7355

Fax: (901) 755-2907

Email:

dsdeanwoodwork@gmail.com

Website:

<https://www.thewoodworkshop.com>

*“If You Are a Woodworker, We Are Your Local Supply
for Quality Woodworking Products and Tools!”*

Members of the registered local woodworking clubs
are eligible for a **10% Discount on one total
purchase of qualifying products** each month.

Get your annual **Club Discount Card** from your
club's officer.

Conditions apply, as stated on card.



Packard Woodworks Inc.
215 S Trade St
Tryon, NC 28782

TURNING ▼ SHARPENING ▼ MACHINES & ▼ PROJECTS & ▼ CARVING ▼ BURNING ▼ FINISHING ▼ SUPPLIES ▼
TOOLS ACCESSORIES MATERIALS

- Our toll-free line: **1-800 683-8876** (M-F, 8:30am-5:00pm EST)
- Our business line: **1-828 859-6762** (M-F, 8:30am-5:00pm EST)
- Our email address: sales@packardwoodworks.com
- Our fax line: **1-828 859-5551**

Available Space!