



www.midsouthwoodturners.com

# Turner's Talk



By: Steve Heathman

**April's Meeting is on the 23rd**  
**Mike Kelly - Lidded Candy Dishes**  
**May meeting has been rescheduled to the 21st**

## **Bill Newsom - Taming the SKEW**

*By Steve Heathman*



*Bill Demonstrating using the Skew photo by H Malone*

Bill Newsom was our main demonstrator this month. He volunteered to take on the evil SKEW. It's a wrestling match that few Turners dare to try. I guess maybe that was a little dramatic, but if the Skew isn't the first tool you learned to conquer — it can be much more difficult to get the hang of than some of the others.

the potential problems turners may encounter, along with ways to overcome them. He answered lots of questions and emphasized you can not practice too much. So, break out some scrap wood and that dreaded Skew and make some coves.

I'm sure everyone picked up a few pointers. Thank you, Bill.

## **Hershel Miller - Avoiding Catches**

After Bill finished his part of the demonstration Hershel Miller stepped up to discuss the Bowl Gouge.



*Hershel demo's the bowl gouge by H Malone*

Back to basics, bevel, bevel, and more bevel was the theme.

Hershel stressed proper sharpening, tool bar placement, and riding the bevel which will result in a very

clean, smooth cut requiring little or no sanding and best of all — no catches.

Hershel went on to answer questions and demonstrated proper technique both while turning the inside and outside of a bowl.

Thanks Hershel for another great demonstration!



*Bill making the chips fly photo by H malone*

Bill discussed some safety issues, tool bar set-up and how to place the tool to the wood.

He spent a great deal of time explaining

## **Presidents Corner:**

*By Hershel Miller*



Hershel Miller Photo by Howard Malone

**Thanks** – To Bill Newsom for an outstanding demonstration on “Taming the Skew!” Bill dealt with the most uncooperative tool in our inventory and made it seem like a tool that could be productive! In addition, I must admit that this tool has caused me to produce some items that I had no intentions of producing! However, Bill was very persistent and convinced those present “that the Skew could be tamed?” His demonstration was certainly impressive! Our hats are off to you Bill – Many Thanks!!

**The Year 2005 – Safety note** – When using CA Glue – Make sure you have adequate ventilation. Fumes from CA Glue are harmful to your eyes, lungs, and destroy brain cells (and most of us don't have any excess).

**Personal Goals for 2005** – Select a tool and master the use of that tool, learn how to sharpen it, use it until you can produce a cut that requires little sanding. Learn to establish the bevel and rub the bevel the entire cut. Its only wood – learn how to work with it – learn how your tools work with it – learn how a really sharp tool working on the bevel feels and sounds when cutting a thin ribbon. Become one with the tool – make it an extension of yourself – when you pick it up it feels right – it feels comfortable in your hands.

**Instant gallery** – March's gallery had an excellent variety – keep bringing your work! The items displayed should make it to the Mid South Fair Creative Arts Exhibit in September! Please make plans to enter at least one item in this years fair!!

**Raffle** – This is an excellent time of the year to work with green wood! It will keep longer and the lower temperatures allow it to dry at a slower rate resulting in less checking. So pick up that freshly cut wood and share some with club members through the raffle.

**Programs** – We have contacted two professional turners for the spring and summer time frame – if all goes well, we might be able to have two spring and/or summer weekend symposiums. As of this writing, we do not have a response for our quarries.

**From AAW** – Begin making plans to attend the 2005 AAW Symposium in Kansas City. Symposium dates are July 22 – 24 – check the AAW web site for additional information as well as the American Woodturners magazine.

**Topic for April 23rd meeting:** -- Bowl with a Lid: – Featuring Mike Kelly  
If you have never tried to turn a bowl with a lid then this is your opportunity to see how the process is accomplished. Mike will turn the bowl then a matching lid (or lid from the same species of wood). This application can be carried on to lidded boxes, kitchen canisters, and most any object requiring a cover.

Cheers, be safe and enjoy the Turning Experience,  
Hershel

## ***HELP WANTED***

As always, I am looking for articles from you the turner for our Turner's Talk newsletter. If you have been to another club meeting, woodturning event, turned something you would like to share or have any ideas, please let me know at the meeting or email me at: [heathman@earthlink.net](mailto:heathman@earthlink.net).  
Thanks,  
Steve Heathman  
Editor of Turner's Talk

## March Meeting Minutes

*By Steve Foldenauer*

The meeting was called to order by President, Hershel Miller at 9:30 a.m. Hershel welcomed members and visitors to the meeting. The minutes from the February meeting were approved as printed in the newsletter. The Treasurer's report was given by Hershel and accepted by the membership. A total of 52 Members and 4 visitors signed in at the meeting

To date, 69 members have renewed their membership and we have 10 new members. Our annual dues are \$15 and you must be an AAW member. Please renew your membership, if you have not already done so.

Refreshments including donuts, sodas and coffee were provided by the club.

Hershel reminded the members of the 2005 AAW Symposium coming up in Kansas City, Kansas on July 22-24. If you plan to attend, it is important to register before May 15, 2005 if possible. After May 15, the cost to register goes up by \$30.

As a result of the AAW Symposium in July, our local meeting date will have to be moved or the meeting canceled. More information will be given at future meetings.

Other upcoming events with woodturning interest are:

TAW Symposium.....August 12-14  
Goat Days.....September 9-11  
Mid South Fair.....September 10-11 (for turning in exhibits)  
Broom Sage Festival.....September 17  
MSWG monthly meeting.....September 24  
Woodturning demo at  
Mid South Fair.....September 24 from 1-8 p.m.  
September 28 from 2-6:30 p.m.  
Pink Palace Craft Fair.....October 6-9  
Milan Fall Festival.....October 14-15  
MSWG monthly meeting.....October 22

Our demonstrators for March were Bill Newsom and Hershel Miller. Bill showed us the fine points of Handling a Skew and Hershel discussed how to Avoid Catches.

Future club demonstrations include:

April 23: Lidded Candy Dish -- Mike Kelly

May 21: Putting the Foot to a Bowl -- Terry Reynolds

June 25: Turning Pens -- Chuck Ludwigsen

See you all in April.

Steve Foldenauer, Secretary

### Raffle Notes:

**Participating In the raffle each month is important.** Your donations help support club functions such as monthly refreshments, prizes and lunch for our October Turning Festival. Plus, there's always the chance that you'll win that - prize piece of wood - or another useful item.

### Donating to the Raffle:

Thanks to following individuals:

<b>Mike Kelly</b>	<b>Norm Fowler</b>	<b>Joe Griggs</b>
<b>Ryan McMullen</b>	<b>Don Wilcut</b>	<b>Bill Siler</b>
<b>Terry Reynolds</b>	<b>John Williams</b>	
<b>Dennis Paulus</b>	<b>Howard Malone</b>	
<b>Jeff Bennett</b>	<b>DuPree Cooper</b>	



### Raffle Challenge!

**We're challenging everyone to bring something for the raffle!** Donate a tool you no longer use, wood, a piece you've lost interest in, sandpaper, books, or just about anything related to wood turning. Gift Certificates are also great.

**John Wilcher won the raffle this month. If he brings this piece of Maple in the next two months turned he earns five free raffle tickets.**



## **SHOP TALK**

*By Steve Heathman*

I ventured to Jackson, Tennessee this month to check out Cecil Cravens' shop. His shop is totally unique and not what I expected. It's a



CECIL CRAVENS

1925 two story Railroad Hotel. He purchased it in 1996. The hotel included a kitchen, diner, five rooms and a bathroom. He uses every inch of the space and has the equipment to expand even more. He has commercial grade equipment that would make any wood worker envious.

Cecil started turning in Junior High school. He was unable to continue because he did not have the equipment at home.

In 1996, Cecil was inspired to take up turning again when he looked at one of his wife's candy dishes and said, "I could turn that if I had a lathe." So, a friend lent him a 30 year old Shop Smith that he used until he was able get his own lathe. That same year, he joined Midsouth Wood Turners Guild and attended the meetings at Colco.

In 1998, he had an idea to start a Wood Working shop where anyone could enjoy creating their works of art using wood. That dream came true in 1999. The City of Jackson agreed to hire Cecil as an employee and use a building that Cecil owned as a Wood Working Shop. Everyone could use the equipment for a small fee. Porter Cable and Delta agreed to outfit the shop with most of the tools needed to get it running. He planned and taught twenty classes, one per week, every Saturday. This kept him so busy that he was forced to give up the Turner's guild.


In 2004, he had to close the shop since it was loosing too much money. He now works out of his old hotel again and is able to attend our monthly meetings.

He turns on a Delta 52-701, a Delta mini and a

Delta 1642. He enjoys turning segmented type bowls and vases.

His favorite wood is Walnut which he won't run out of any time soon. See, he came across a truck load or should I say 24, 15 passenger van loads. About 12-15,000 board feet of Walnut, Maple and a variety of other hard woods.

The picture to the right is Cecil holding a couple of his huge vases he displays and sells at the Dickson Gallery of Fine Art in Jackson. Turns out that he has several pieces on display.



CECIL CRAVENS

If you would like to check his work out go to [www.DicksonGallery.com](http://www.DicksonGallery.com) or stop by if you get to the square in Jackson, Tennessee.

Thank you for letting us come out to your shop Cecil. I really enjoyed talking shop with you.

### **Instant Gallery Notes:**

What have you been working on? What demonstration have you seen or tried? The Instant Gallery isn't just for finished items! Bring a mistake and we'll try to help you solve some techniques and/or share the do's and don't with other members. Remember, the way the "expert" does it—may not work for you. Try new ways until you feel comfortable with the shape, cut or technique. 18 members had items displayed in our last instant gallery.

**Terry Reynolds**

**Rick Gillespie**

**Larry Sefton**

**Brad Patterson**

**Steve Heathman II**

**Keith Burns**

**DuPree Cooper**

**Bill Newsom**

**Joan Kelly**

**Bill Shaw**

**Joe Griggs**

**Don Wilcut**

**Steve Heathman**

**Cecil Craven**

**Joe Adamsom**

**John Ginski**

**Matt Garner**

**Bill Silar**

# Instant Gallery

Our Instant Gallery had numerous items. All very beautiful and exquisitely turned.  
The following is a sample of the items in our gallery



**LEFT:** Keith Burns  
Seg. White Oak & Leopardwood  
**FAR LEFT:** DuPree Cooper  
Walnut Bowl

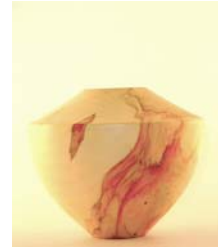
**RIGHT:** Don Wilcut  
Cherry, Ebony & Botoc Bowl  
**FAR RIGHT:** Joe Griggs  
Pecan Vase



**Far Left:** Steve Heathman  
Footed Cherry Bowl  
**LEFT:** Joe Adamsom  
Died Hickory Candle Stick  
**RIGHT:** Bill Shaw  
Poplar Hollow Form



**FAR LEFT:** John Ginski  
Threaded Olive Box  
**LEFT:** Brad Patterson  
Natural Edge Red Oak Burl  
**RIGHT:** Steven Heathman II  
Box Elder Hollow Form



**LEFT:** Larry Sefton  
Bleached Spalted Maple Lidded  
Bowl  
**RIGHT:** Terry Reynolds  
Crab Apple Natural Edge Bowl



**LEFT:** Cecil Cravens  
Cherry Piano Bowl

**FAR RIGHT:** Matt Garner  
Red Gum Plate  
**RIGHT:** Joan Kelly  
Carved Mulberry "Sun Bowl"



**FAR LEFT:** Rick Gillespie  
Brown Maller Burl Bowl

**LEFT:** Bill Silar  
YING shaped Padauk  
**FAR RIGHT:** Bill Shaw  
Pine Bowl

**RIGHT:** Keith Burns  
Segmented Purple Heart



## **AAW Youth Program**

In keeping with our mission of "fostering a wider understanding and appreciation for turning among the general public", The American Association of Woodturners has declared this June to be "Youth Month". It will be dedicated to the teaching of woodturning to young people. In an effort to create a new generation of woodturners, local chapters are encouraged to focus their meetings on teaching "hands on" the craft of woodturning to as many young people as possible. Getting youth interested can be a challenge! Consider involving other organizations including your local 4-H clubs, Boy and Girl Scout organizations, church groups, and local schools (art and shop classes). To effectively create a lasting enthusiasm for turning, we recommend at least 3-5 separate lessons be employed combining some review of the previous lesson as well as covering some new techniques. Simple projects such as twig pots, tops, pens, or yoyo's seem to be easily completed in a session and give the youth both an appreciation for turning and the satisfaction of taking home a completed project. Remember: Safety during all sessions should be stressed.

To further encourage a growing "Youth movement", the AAW will create an instant gallery at the Overland Park Symposium especially for youth to display their work. All entries to the instant gallery will be included in a drawing for a prize to be announced at the symposium. Additionally free entrance to the symposium can be arranged for a youth 10-17 when accompanied by an attending registered adult. Contact the AAW office to register youth. We will have continuous hands on sessions, some with world-class turner Bonnie Klein. Twenty complete turning outfits, including Jet Mini-lathes, chucks and tools will also be given to some of our lucky attending youths.

We hope every chapter will see the importance of involving our youth and passing the knowledge and joy of turning to our next generation.

Let me know if you have any questions or additional ideas concerning this very important idea. We will be posting your pictures and efforts on the AAW web site from time to time, so pass your efforts along to me via email at your convenience.

Sincere Thanks,

Gary Lansinger  
Youth Committee Chair  
Phone number:330-697-4166  
Email:garlan@ameritech.net

## **EVENTS OF INTEREST**

*By Steve Heathman*

There are several events coming up in the next few months that as Turners may be of interest.

Steve mentions them in the Minutes on page three. All the events allow us to show off our work, promote our club and Wood Turning.

One local event that will be close to all of us is the Mid south Fair in September. Hershel mentioned the fair at our last meeting and how the wood workers had a great turn out.

In August we will be handing out entry forms for those that wish to enter their work. We have some very talented turners in our club and from what I have seen in the Galleries we should be able to blow away the other wood workers.

I take pictures every month of your work. These pictures could very well be put on the cover of the AAW magazine. I encourage each of you to enter a piece. Lets show off our hard work, promote our club and wood turning.

## Officers and Board Members

**President - Hershel Miller**, - hershelmm@aol.com  
(H) 901-872-3355 (W) 901-224-4267

**1st VP - Mike Kelly** - mdkelly@bellsouth.net -  
(H) 901-624-8344

**2nd VP Norm Fowler** - (H) 901-867-2299

**Secretary - Steven Foldenauer** -  
sfolden1@midsouth.rr.com - (H) 901-362-5134

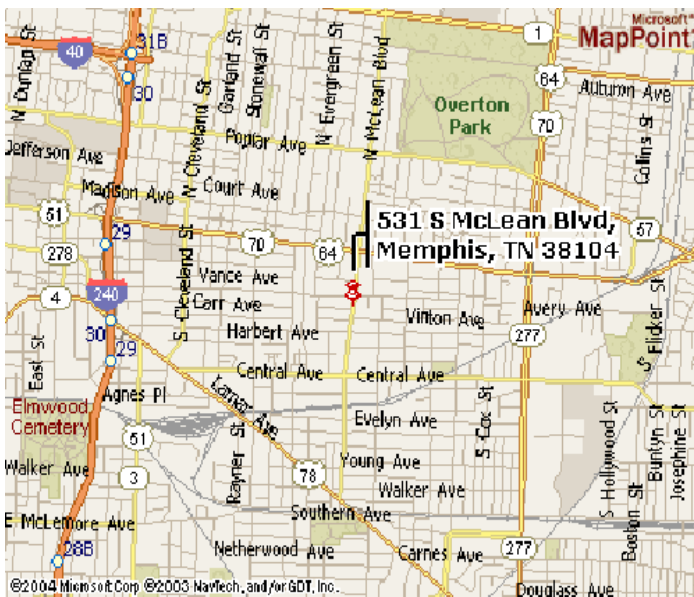
**Treasurer - John Stubblefield** (H) 901-274-4581

## Board Members:

**Steve Heathman** - heathman@earthlink.net  
(H) 901-837-3720 (W) 901-874-3841

**Chuck Ludwigsen** chuck@Ludwigsen.org  
(H) 901-485-4851

The Mid South Woodturner's Guild is a not for profit organization formed to promote and encourage the art of woodturning and in doing so promote and encourage the art and craft of woodturning in general. Membership is open to any individual and includes a subscription to the monthly newsletter. Meetings are held monthly at Central Christian Church, 531 S. McLean Blvd., Memphis, TN, on the fourth Saturday of each month at 9:30 am. Annual dues are \$15.00. Address inquiries about the to Mid South Woodturner's, c/o Hershel Miller, 4875 Black Gum, Millington, TN 38053. News letter items should be sent to Steve Heathman, 115 Haley Lane , Atoka, TN 38004 or heathman@earthlink.net. Send Web site items to Chuck Ludwigsen at chuck@ludwigsen.org



## Meeting Format:

**Club Business:** 9:30 - 9:50am

**Demonstration:** 9:50 - 11:20am

**Raffle:** 11:20 - 11:30am - Items donated by members

## Meeting Schedule:

**April 23<sup>rd</sup>:** Mike Kelly - Lidded Candy Dishes

**May 21<sup>st</sup>:** Terry Reynolds - Putting the Foot to the Bowl

**May 21<sup>st</sup>:** Chuck Ludwigsen - Pens: From Setup to Finish and Beyond

## Member News:

### **Membership:**

To date, 79 members have joined/renewed their membership. Our membership goal for the year 2005 is 100+.

### • **March Meeting:**

52 members and 4 visitors

## Classified:

### Dennis Paullus: VACUUM PUMP FOR SALE

*New Gast 1/4 HP vacuum pump complete w/ gauges, hose and bleeder valve.*

*Regularly \$349 w/out accessories.*

Asking Price: \$200.00

Contact Dennis: 901-829-2404 (home) or 901-301-5669 (cell)

### Ryan McMullen: 16" VS CRAFTSMAN SCROLLSAW

*1.4 amp permanant magnet dc motor with cast iron table and base. Die cast aluminum housing, 16 in. throat. Used little, now just gathering dust. Extra blades included*

Asking Price: \$80.00

Contact Ryan: 901-384-6147 (home) or 901-201-1501 (cell)

Please forward your items for sale, trade, or free to Steve Heathman at heathman@earthlink.net or call (901) 837-3720. Items will be published in the newsletter for one month only. Deadline for entry is the 5th of each month.



## **FINAL REDUCTION SALE**

**EVERYTHING ON SALE**

**COME IN FOR A VISIT**

**SUPER PRICES!!!!!!**

2631 Jackson Ave.  
Memphis, TN. 38108  
Phone: (902) 452-9663 Fax: (901) 452-0277  
E-mail: colco@colcofinewoods.com  
Monday—Friday 8:00AM—5:00PM  
Saturday 9:00AM—12:00 noon



## **Class Schedule**

TABLE SAW JIGS	Sat, Apr 16th 12pm
JIGS	Mon, Apr 18th 6-9pm
RAISED PANEL DEMO	Sat, Apr 23rd 12pm
ROUTER/SHAPER BASICS	Mon Apr 25th 6-9pm
MILLER DOWEL DEMO	Sat, Apr 30th 12pm
BASIC LATHE	Mon, May 2nd 6-9pm
BASIC CASE WORK	Sat, May 7th 12pm
BAND, SCROLL & JIG SAW	Mon, May 9th 6-9pm
GENERAL FINISHES	Sat, May 14th 12pm
SANDING & FINISHING	Mon, May 16th 6-9pm
ROUTER INLAY	Sat, May 21st 12pm

8500 Wolf Lake Drive Suite #1  
Bartlett, TN 38133  
Phone: 901/755-7355 Fax: 901/755-2907

Mid South Woodturners Guild  
C/o Hershel Miller  
4875 Black Gum  
Millington, TN 38053

