



Turner's Talk



Chuck Ludwigsen, Editor

**** 2006 Board Nominations Due ****

October 22 : 2005 MSWG October Turning Fest

HEADLINE NEWS

• Elections

Elections for **four** board positions will be held at in November. Submit your nominations to a board member **in writing** by the October Turning Fest.

• AAW News

The AAW is looking for a few experienced demonstrators. See the AAW site for more news at...

<http://www.woodturner.org>

• ** New Location **

Beginning in November, the club will move to a new location. See page 6 for details. *Note: The October Turning Fest will still be held at Central Church.*

Bob Rosand 2 Day Seminar:

*By Chuck Ludwigsen
Photos by Howard Malone*

As you would expect from an accomplished woodturner and demonstrator, Bob slowed things down and carefully described each step as he showed his projects and techniques. With such a meticulous approach, he was only able to show us how to make an icicle ornament, an acorn bird-house ornament, a tool handle, an oil lamp, a tall candlestick, a paperweight, a variation of an

acorn ornament, a lidded box, a goblet, a painted disc ornament, and... I think I might have missed a couple items.

Did I mention he stepped through making two types of tools, using a vacuum chuck—including making the drums, 2 texturing techniques, and where to get good deals on turning supplies?

Oh, did I mention all of this happened in 2 days?

To say Bob's seminar was a success is a huge understatement. He kept

(Continued on page 3)



Presidents Corner:

By Hershel Miller

October Turning Fest!

This is one of my favorite meeting events. It is all day and we will try to provide a program that all attendees will be able to watch without missing any of the presenters. We will have four demonstrations - two before and two after lunch. Sharpening will be the first demo of the day. Once we get our tools sharpened, we will venture into bowls then lidded boxes. The Festival will wrap up outside for some chain saw work cutting logs into blanks.

Nominations for 2006 Board Members

Your nominations are due in today. So far there have been 7 names submitted; Joe Griggs, Ryan McMullen, Joan Kelly, Don Wilcut, Keith Burns, Sandi Speier, and Bob Speier. More information on all candidates will be in the November newsletter.

(Continued on page 6)

MSWG Lathe and chucks are made by



The Mid South Woodturners Guild is a proud chapter of the
AMERICAN ASSOCIATION OF WOODTURNERS



September Meeting Minutes

By Steve Foldenauer

The meeting for September was held in conjunction with the Bob Rosand two-day event.

President, Hershel Miller, called the meeting to order at 09:00. Hershel welcomed Bob Rosand, his wife Susan, and the 29 members who attended the first day. On Sunday, we had 27 members attend. A total of 31 members signed up for the event. The meeting was held at The 1688 Studio on Lamar. We appreciate everyone's help in setting up and breaking down from the seminar.

Refreshments included donuts, sodas and coffee and were provided by the club.

The regular October meeting will be held on the 22nd at Central Church.

Please refer to the information on page 6 for the meeting location starting in November.

Mid South Fair Entries

If you entered a piece in the Mid South Fair, please bring it to the October meeting to have a picture of it included in the November newsletter. If you won a ribbon, please bring that as well.

***** Important Note *****

For 2006, the annual dues will increase to \$25.00 per year. This is necessary to cover the regular expenses of the club. This includes the newsletter, the website, refreshments, the use of the facility, and materials necessary for the meetings.



Hershel Miller Photo by Howard Malone

Raffle Item Donators

The following members contributed items to the raffle table in August

No raffle this month due to the Bob Rosand seminar. But stay tuned to the next regular meeting as Bob donated the pieces turned during the demonstration.

Raffle Participation is important

Your donations help support club functions such as the monthly refreshments, prizes and the lunch for our October Turning Festival. Plus, there is always the chance that you'll win that prized piece of wood or another useful item.

Raffle Challenge!

We're challenging everyone to bring something for the raffle! Donate a tool you no longer use, wood, a piece you've lost interest in, sandpaper, books, or just about anything **related** to wood turning. Gift Certificates are also a great idea.

Wayne Cathey is August's raffle winner

If he brings his turned piece within the next two months, he will earn five free raffle tickets.

No raffle held in September.

Video & Book Lending Library

The Mid South Woodturners Guild is fortunate to have such a wide selection of videos and books covering every facet of the woodturning craft. If you are a club member, visit the lending table and take advantage of the information available. You may check out up to three videos per month. All items must be returned the next month. If you are unable to make the next meeting, please contact Ryan McMullen at 384-6147 to arrange to get them to him in advance. Please return videos prior to the business portion of the meeting. Checkout will start at the end of the business meeting.

the group of information-hungry club members locked into each step of each demonstration.

Bob stressed the value of glue blocks and jam chucks and used these throughout the demonstration. While he did use commercial chucks for holding the main work piece, he would often part a piece off, form a jam chuck on the waste, turn the piece around, jam it—or glue it—back on, and finish turn the other end. While this process may seem elementary to experienced turners, it was very valuable to see in a repeated process for those with less time in this craft.

Susan Rosand put on quite an enjoyable silent demonstration herself. While Bob talked and turned, Susan embellished his work with paint and pyrography. Her artwork is amazing in its own right.

Bob has been turning for over 20 years and is a former member of the AAW board of directors. The experience and emphasis on helping other turners is clearly evident in his demonstration.

Texturing and surface treatment is a wide open field within our craft that is gaining exposure every day. Bob demonstrated the use of a Sorby spiral texturing tool as well as—of all things—a pneumatic needle scaler. I wasn't even sure of the intended use of this tool, let alone the turning use. But Bob made it seem as if this tool were invented for woodturners. In addition to the tools he used during the show, he also described his use of dremel tools, woodburners, stains, and even milk paint to enhance the surface of an otherwise plain piece of work.

In summary, the seminar was a success and Bob is a true professional.

cwl

OCTOBER 2005

Sun	Mon	Tue	Wed	Thu	Fri	Sat
						1 BOB ROSAND
2 BOB ROSAND	3	4	5	6	7	8
9	10	11	12	13	14	15
16	17	18	19	20	21	22 Turning Fest
23	24	25	26	27	28	29
30	31					

NOVEMBER 2005

Sun	Mon	Tue	Wed	Thu	Fri	Sat
		1	2	3	4	5
6	7	8	9	10	11	12
13	14	15	16	17	18	19 MSWG Mtg
20	21	22	23	24 Thanksgiving	25	26
27	28	29	30			



UPCOMING EVENTS


October 22nd: **MSWG Turning Fest
All Day Event**

November 19th: **Monthly Meeting
Norm Fowler, Ornaments
Annual Elections
*** NEW LOCATION (page 6) *****


Featuring: Bob Rosand



*Forming a ball for
an icicle Christmas
ornament*



*Turning the body of
an Acorn Birdhouse
ornament*



*Showing the
hollowed out
and textured box*




*Reverse turning
the birdhouse on
a jam chuck*

Featuring: Bob Rosand

*Shaping the remainder
of the goblet bowl
after hollowing*



*Finish turning a
birdhouse ornament
lid on a jam chuck.*



*Susan Rosand,
Bob's artistic
talent*



*Close-up of
Susan's artistry*

October Safety Note

Sound wood. Not wood that produces sound – but wood that is free of loose bark and cracks. As our friend, John Jordan, puts it, “if you see a crack in a piece after you have gotten down to the finishing cuts, the crack was probably in the piece when you started.” Centrifugal force placed on a piece spinning at 800 to a 1000 RPM can and will cause a cracked piece to separate, especially as it gets thinner. Listen to the sound the tool makes as it contacts the work piece. If you hear an odd sound, stop the lathe and investigate. Keeping a spray bottle of water handy will allow you to bring out the crack that may not be visible otherwise. Water, like CA glue, will darken a crack. Think ahead and be safe – and listen to the sound your piece is making. It will alert you to imperfections!

Instant gallery

If you missed the Mid South Fair, you missed a great display of members that were proud of their work. I believe the woodturners took 13 ribbons! Congratulations to all of those who entered a piece and especially to those that brought home a “Winning Ribbon!”

Raffle

Look around your shop and select some item that you have not had time to turn or some tool that you can't remember the reason you purchased and donate them to the raffle! Do remember that the raffle is the “life blood” of our club.

Topic for November meeting: Christmas Ornaments

You may have seen Bob Rosand turn a Christmas Ornament, but equally as impressive is Norm Fowler demonstration. Norm will be showing his method of turning

Christmas Ornaments and you just might think that Norm's method is more down to earth and on your level? He will be showing you how to use some specialized tools and possibly the use of tools that you never considered using in this manner.

Cheers, be safe, and enjoy the Turning Experience.

Hershel

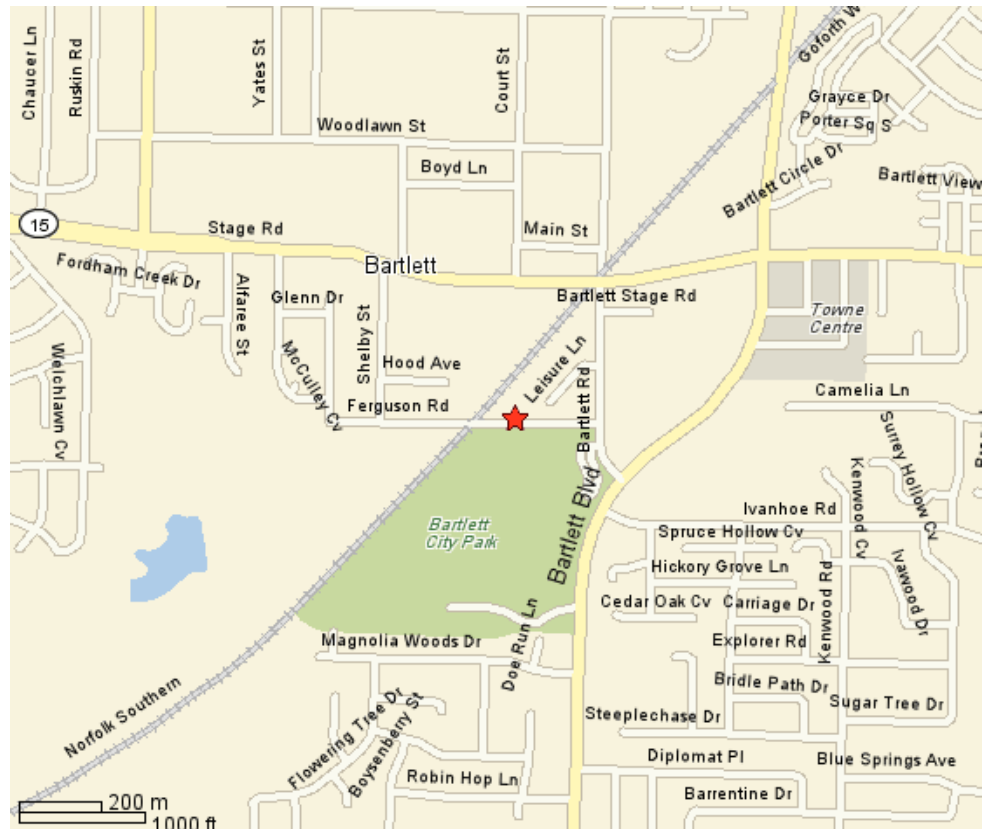
New Meeting Site

The club is moving to a new location! While we have enjoyed and appreciate the use of Central church to this point, we have come to the decision that we need a location that will suit our changing needs. Beginning with the November meeting, the Mid South Wood Turners Guild is moving to:

**5790 Ferguson
Bartlett, TN 38134**

This facility provides a dedicated demonstration room, storage room, and separate areas for refreshments, gallery, and raffle items. In addition, the club can use the facility for 2-day events and additional meetings at no extra cost.

The October Fest *will* still be at Central church. Please stay after the October meeting to help pack and load for the move.



2005 Board

President: Hershel Miller

hershelmm@aol.com

(H) 901-872-3355

(W) 901-224-4267

1st VP: Mike Kelly

mdtkelly@bellsouth.net

(H) 901-624-8344

2nd VP: Norm Fowler

(H) 901-867-2299

Secretary: Steven Foldenauer

sfolden1@midsouth.rr.com

(H) 901-362-5134

Treasurer:

John Stubblefield

(H) 901-274-4581

Member: Chuck Ludwigsen

chuck@ludwigsen.org

(H) 901-485-4851

Meeting Format:

Club Business:

9:00-9:30am

Demonstration:

9:30-11:30am

Raffle:

11:30-12:00pm

Cleanup:

12:00pm

CLASSIFIED ADS:

Please forward your items for sale, trade, or free to Chuck Ludwigsen (chuck@ludwigsen.org) or call (901) 485-4851. Items will be published in the newsletter for one month only. Deadline for entry is the 5th of each month.

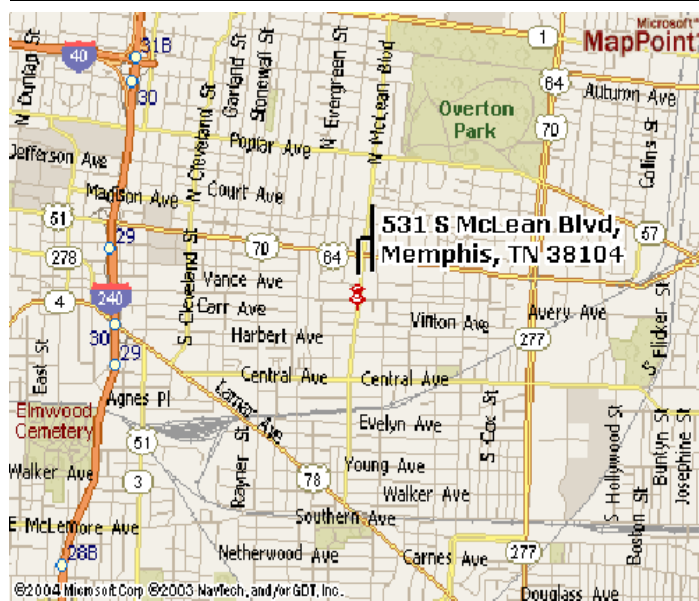
Member News:

• **Membership:**

To date, 88 members have joined or renewed their membership. Our membership goal for the year 2005 is 100+.

• **Rosand Meeting:** 31 members, no visitors

October Meeting Location Central Church—531 S McLean



The Mid South Woodturners Guild is a not-for-profit organization formed to promote and encourage the art of woodturning and, in doing so, promote and encourage the art and craft of woodturning in general. Membership is open to anyone and includes a subscription to the monthly newsletter.

Meetings are held on the fourth Saturday of each month at 9:30 am at Central Christian Church, 531 S. McLean Blvd, in Memphis. Annual dues are \$15.00. Address inquiries about the Mid South Woodturners Guild to Hershel Miller, 4875 Black Gum, Millington, TN 38053. Please send newsletter and web site items to Chuck Ludwigsen (chuck@ludwigsen.org).



CHECK US OUT
FOR NEW SALES
PRICES EACH WEEK

CALL FOR
WEEKLY
SUPER SPECIALS

2631 Jackson Ave.
Memphis, TN 38108
Phone: (902) 452-9663 Fax: (901) 452-0277
E-mail: colco@colcofinewoods.com
Monday—Friday 8:00AM—5:00PM



Class Schedule

8500 Wolf Lake Drive Suite #1
Bartlett, TN 38133
Phone: 901/755-7355 Fax: 901/755-2907
E-mail- ddean@thewoodworkshopinc.com

Mid South Woodturners Guild
C/o Hershel Miller
4875 Black Gum
Millington, TN 38053

