

February 2020





MSWG

Board of Directors

President
Mike Maffitt

Vice President
Bill Bleau

Secretary
Joseph Voda

Treasurer
Doug Woodward

Members at Large
Bill Bleau
Jeff Brann
Larry Sefton

Webmaster
Mike Maffitt

Librarian
Richard Hiller

Newsletter Editor
Joseph Voda

Cover Photo

Jonas Nemanis
Hollow-forms

Photo By: Bob Wolfe

IN THIS ISSUE

- Page 2 - In This Issue
- Page 3 - The President's Corner
- Page 5 - "Have You Met Our New Member(s)?"
- Page 6 - "In The Rear-view Mirror: November"
Multi-Axis Demo - Mark Sfirri
- Page 8 - "In The Rear-view Mirror: November"
Multi-Axis Class - Mark Sfirri
- Page 9 - "In The Rear-view Mirror:
Ornament Contest
- Page 10 - Instant Gallery: November
- Page 13 - "In The Rear-view Mirror: January"
Bottom Access HF Demo- Jonas Nemanis
- Page 15 - Instant Gallery: January
- Page 19 - Upcoming Events
- Page 20 - Mentors Program
- Page 21 - Club Sponsors



Our own Guild member, Jonas Nemanis, continues to pull off one good demonstration after another. In January, he took us into the world of hollow forms with "miniature-openings" in the necks of the pieces.

Jonas' work is reminiscent of a Guild demo and hands-on workshop given by Mark Gardner, back in the winter of '09 (that would be "2009" and not "1909", for you younger folks.)

Luckily, for our Guild, Jonas is very willing to share the techniques he gains through his passion for attending master workshops and classes.

I have a personal fear that our access to Jonas, as a regular Guild demonstrator, may soon have to be shared with the rest of the AAW's chapters.

President's Corner



By: Mike Maffitt

I believe this happens every year here in Memphis. The weather warms up with a nice little tease of Spring and then whammo, we get clocked with the worst weather of the year. I did hear that up on Gobbler's Knob in Pennsylvania, Punxsutawney Phil, the weather rodent, predicted an early Spring. I am not quite ready for 100-degree temperatures just yet but a few months in the 70s would be nice.

I had to make a trip to Baton Rouge to help my son with a medical emergency so the February Turn-In event didn't happen, and we will shoot for March for our first beginner's class.

Thanks to Jonas Nemanis for a great demonstration on bottom hollowed vessels. I am sure it was very informative for everyone. Fantastic job.

Jason Clark will be sharing an all-day demo with us on Saturday 22nd of February and the following day, Sunday, we will have a Hands-On class at Larry Cutliff's home in Mason, TN. There will be a sign-up sheet at the February meeting for the Hands-On class. We have two openings available for the Sunday class and the cost is \$125.00.

March will bring our first President's Challenge of the year and, thanks to all of the ideas that Jonas Nemanis' demo planted into our heads, the challenge will be a vessel hollowed from the bottom and resealed with a plug. We will have 3 categories, Beginners, Wood Finish Surface and Embellished Surface. I encourage

everyone to participate in at least one, if not all, of our President's Challenges because it provides our club with excellent items to auction off at our club party in December. Dennis Paullus was challenged years ago to come up with a way for club members to not have to pay an extra fee to bring in quality demonstrators and the auction was born from that need. This activity benefits everyone in MSWG and I hope you will consider turning a piece for the challenge and supporting your club.

Another great event that we have undertaken for the past 5 years has been The Pink Palace Craft Fair. This event provides all our members the opportunity to sell their pieces at a well-attended craft setting. We usually have at least 10-14 members participate, and this has become one of my favorite events of the year. We are set up in the Demonstrator's, blue and white striped tent at Audubon Park and we are contracted to provide demonstrations for the public during the three-day event. For the past two years, we have upped our game and we have added a second lathe which we set up outside of the tent and we turn spinning tops and ornaments for the kids and parents. This has become a highlight for the young ones, and they flock to see the tops turned. This is a great opportunity to demonstrate for the public and improve your demonstrating skills and confidence. This event also earns monies for the club as The Mid South Woodturners Guild receives 25% of all sales. With the club's 25% we pay the booth fee and the remainder goes to the club's general fund.

President's Corner (cont'd)



We have also, for the past two years, held a demonstration event geared around **P e n s For Troops**, where we set up lathes and demonstrate turning charity pens that will be sent overseas to our troops. I just received a wonderful letter from a gentleman in our Navy who had just received one of our pens and responded to the note we had placed inside. It was great to see our efforts come full circle and that we are making a difference. I have heard some people say, "I'm not a pen turner" and I really don't care. These are not hard items to turn and if you only turn one piece you could make a great difference. Our venue that we have attended for the past two years will not work for us this year, so we are actively looking for another opportunity to hold this event. We are open to suggestions. We just received a shipment of 150 slim line pen kits and our wonderful pen master, Sam Dawson, will take these and glue up the wood and barrels so they are a complete kit. We will be making some of these kits available at our club meetings so we can get a head start on production.

We turned in 165 pens last year and I am sure we can do many more than that.

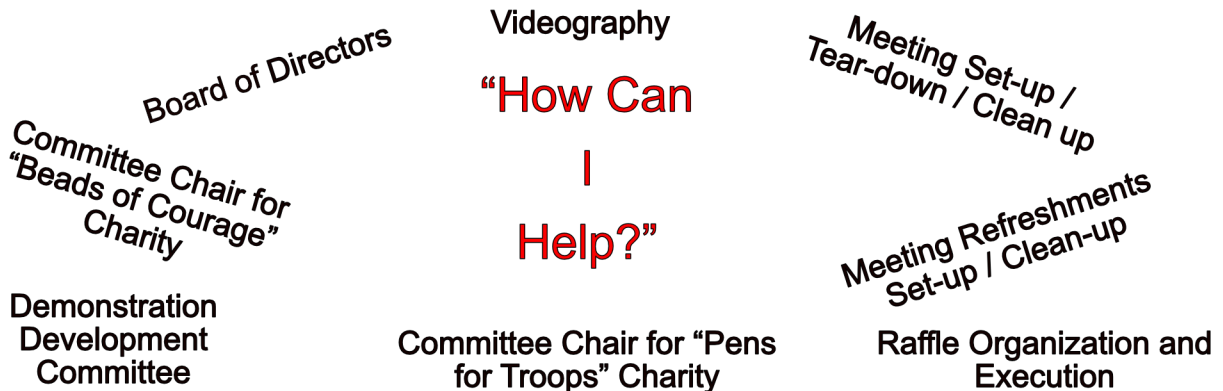
Please consider bringing items for the raffle that occurs at the end of each meeting. You can offer wood, tools, shop items and equipment. Anything you think will bring a profit for the club. We only ask that you don't bring wood that you would not use yourself, (such as cracked) and broken tools unless they contain usable parts, which can be salvaged. We use those funds to provide the refreshments for each club meeting.



I am excited to see everyone on the 22nd.

Mike Maffitt

Remember the universal motto of all volunteer organizations:
 "If *EVERYONE* does a bit of the work; *no ONE* does all the work!"



Contact A Board Member To Join The Team, Immediately!

“Have You Met Our New Member(s)?”

By: Ray Tanner

Ric Escandon Bio



Ric Escandon, an active duty Naval Officer who teaches Leadership and Management in the Naval ROTC programs at both the Univ. of Memphis and the Univ. of Mississippi, has recently joined the MSWG. He's a longtime woodworker, recently built a new steel workshop at his home here and purchased a CNC machine which he's learning to use. While visiting the Woodwork Shop in Bartlett he learned about our guild.

With both fixed wing and helicopter certifications, Ric plans to retire soon and seek employment in this area as a commercial pilot. We look forward to sharing skills and techniques with him.

Welcome, Ric!

(This is our new card design. Keep a few close at hand, so you are ready to invite our “next, new member”!)



**Mid South
Woodturners Guild**
meeting the 4th
Saturday every month at:
**Bartlett Station
Municipal Center**
5868 Stage Road
Bartlett, TN 38134

www.midsouthwoodturners.com

“In The Rear-view Mirror”

November: Multi-Axis Turning Demo - Mark Sfirri

Text by: Joseph Voda, Photos by: Bob Wolfe


We have never “revisited” one of our previous “In The Rear-View Mirror” articles, but Bob Wolfe took some really good pictures which are too good to pass over. When I say “good”, look carefully at them and you will see some of the “ghost” images Mark said are key to successfully turning these items. A select few are included here, with the full set being posted on our website.



“In The Rear-view Mirror” (cont’d)

November: Multi-Axis Turning Demo - Mark Sfirri

Text by: Joseph Voda, Photos by: Bob Wolfe




“In The Rear-view Mirror”

November: Multi-Axis Turning Class w/ Mark Sfirri

Text by: Joseph Voda, Photos by: Bob Wolfe

During the time leading up to the November meeting, feedback from the membership indicated a moderately-high level of anticipation for Mark Sfirri’s demonstration of whimsical and technically challenging designs. Once Mark had completed his demonstration pieces, I gauged that the interest level had increased. I attribute this to the level of concentration required in following the complexity of each execution-step of the process.

Yet, as fascinating as the demonstration was, the students of his Sunday, hands-on workshop appear to have realized the benefits that come from actually interacting with an instructor. As you view these images from the workshop, imagine that *you* are being photographed with a master turner, during a day of hands-on instruction. And don’t fail to realize that such opportunities come to your hometown, eliminating additional (maybe excessive) travel, lodging and meal costs to attend even the closest school offering hands-on experience.



“In The Rear-view Mirror” (cont’d)

November: Ornament Contest

Text by: Joseph Voda, Photos by: Bob Wolfe



Mike Maffitt



Mark Maxwell



Dennis Paullus

Larry Sefton



Skip Wilbur

Bob Wolfe



Instant Gallery: November 2019

Photos by: Mike Maffitt



Carl Cummins



Instant Gallery: November 2019

Photos by: Mike Maffitt



Jonas
Nemanis



Avi Pelc



Instant Gallery: November 2019

Photos by: Mike Maffitt



Skip Wilbur



John Williams



“In The Rear-view Mirror”

January: Bottom Access HF Demo - Jonas Nemanis

Text by: Joseph Voda, Photos by: Bob Wolfe

Jonas Nemanis gave us an outstanding performance as he demonstrated a technique of creating hollow forms from the bottom of a blank. Then, carefully reinstalling a “plug” in the access port, the finished piece has a very small hole in the top. The resulting piece confounds the viewer, as to how such a work could be created. Mike tells me this will make a great subject for the first President’s Challenge, which will be due at the March meeting. Great job Jonas!



“In The Rear-view Mirror”

January: Bottom Access HF Demo - Jonas Nemanis

Text by: Joseph Voda, Photos by: Bob Wolfe



Instant Gallery: January 2020

Photos by: Mike Maffitt



Rick
Cannon



Sam
Dawson



Ralph
Fetsch

Instant Gallery: January 2020

Photos by: Mike Maffitt



Mike Maffitt



Mark Maxwell



Instant Gallery: January 2020

Photos by: Mike Maffitt

Jonas Nemanis



Larry Sefton



Rick Stone



Tate Thomas



Instant Gallery: January 2020

Photos by: Mike Maffitt



Skip
Wilbur



Bob
Wolfe



Unknown

Upcoming Events

2020

2020

(* = Monthly meeting date moved, ** = Special demonstration event date moved.)

- February 22 Jason Clark (<http://jtcturning.com/about.htm>)
 - February 23 Jason Clark Hands-on Workshop (@Larry Cutliff's Shop)
- March 28 Trent Bosch, Streaming Video Demonstration (<http://trentbosch.com/about/statement/>)
 - March 28 President's Challenge Due: Bottom-accessed Hollow Form (Nemanis Demo-Based)
 - March TBD "Turn-In", 'Turning FUNdamentals (hands-on skills for new members)
- April 25 Bob Wolfe, TBD
- May 23 Kimberly Winkle (<https://kimberlywinkle.com/home.html>)
- June 4-7 AAW Symposium, Louisville, KY (<https://www.woodturner.org/Woodturner/>)
- June 27 TBD
- July 25 TBD
- August 22 Frank Bowers, TBD
 - August 28-30 SWAT Symposium, Waco, TX (<https://www.swaturners.org>)
- September 19* TBD
 - September 25-27** Pink Palace Craft Fair, Audubon Park, Memphis
(Friday 9 am-8 pm; Saturday 9 am- 8 pm; Sunday 10 am- 5 pm)
- October 24 TBD
- November 28 TBD
- December 12* Guild Christmas Party [@BSMC] (9:30 am - 12:30 pm)








2021

- January 23 TBD
- January 29-30 Tennessee Association of Woodturners 2020 Symposium1

Mentors Program

All members of MSWG are invited to contact the following mentors to learn a new technique, improve their turning skills or turn something different. Mentors are volunteers and do not charge.

Contact information is on our website under Members Only and the Roster. Sessions should last no longer than 3 hours and be scheduled at the convenience of the mentor.

Benson, Joel		Wood Selection, Turning Green Wood, McNaughton Coring, Chainsaw Sharpening/ Maintenance, Chain Saw Use/Safety
Cannon, Rick		Segmented Bowls
Maffitt, Mike		Bowls, Platters and Lidded Boxes
Sefton, Larry		Milk Paint, Make Your Own Pyrography Unit, Hollow Forms
Stone, Rick		Finials, Bowls (incl. Natural Rim), Boxes, Spindles, Carving, Finishes, Pyrography, Making Tools, Turning Tool Basics (incl. Sharpening)
Tusant, Jim		Bowls, Hollow Forms, Pyrography, Carving, Dyeing, Tool Use, Finishes
Wilbur, Skip		Bowls, Hollow Forms, Goblets, Finials
Wolfe, Bob	Not Pictured	Bowls, Hollow-forms, Platters, Embellishment

Club Sponsors



Phone:
1-(800)-551-8876

<http://www.woodturnerscatalog.com/>

The Woodwork Shop, Inc
8500 Wolf Lake Drive
Suite 101
Bartlett, TN 38133

Phone: (901) 755-7355

Fax: (901) 755-2907

Email: thewoodworkshop@bellsouth.net



Jim Cole Tommy Crawford Evans Woodward Floyd Carter