

The Mid South Woodturners Guild



Turner's Talk

Bob Speier, Editor

March 2009



What's Coming Up !

A Day with John Jordan

By Joan Kelly

What's Inside

Page 1

- What's Coming Up !

Page 2

- President's Corner
- In Remembrance

Page 3

- General Meeting Minutes

Page 4

- Mid South Perspective
- Coming Events

Page 5

- Shop Talk

Page 6

- Getting to know the Pro's

Page 7


- Misc.

Page 8

- Helpful Idea's & Tips

Page 9

- Answers



John Jordan should need no publicity or introduction. His work graces the cover of the latest *American Woodturner Journal* and inside is an extensive article detailing how he makes his signature carved hollowforms. How timely to announce that John will be the featured demonstrator for a day long meeting at MSWG on March 28!

While the journal article offers wonderful close up photographs and detailed instructions about John's work, there is no substitute for actually seeing the process firsthand and being able to ask questions as they arise. The main focus of the demonstration will be the step by step process of making a carved hollowform. John has promised that a couple of hours will be devoted to carving, texturing, and finishing techniques.

One of John's primary interests, and one reason why he is so successful as a turning artist, is his research and understanding of the

properties of wood. His video on the subject has helped many turners solve problems. He has also designed a line of hollowing tools which have been offered by the major woodturning supply catalogs for years.

John's work is included in prestigious fine craft galleries around the world, and in numerous private collections. We are fortunate to have him as our guest this month. If you are fairly new to turning, you may be thinking that this sounds "over your head." Please come anyway. If hollowforms are a far off dream for you right now, you will still learn things you can use. Thanks to the efforts of many people in the club who have helped raise money for the "education" fund, and especially to Larry Sefton who secured a grant from AAW for education, MSWG is pleased to offer this special event free of charge to members. Nonmembers may join the club for \$25 and are invited to attend.



The Mid South Woodturners Guild is a proud chapter of the
AMERICAN ASSOCIATION OF WOODTURNERS



*President's
Corner*



Obviously my concern this past month has been participation in the Instant Gallery. Many of our members come to the meetings for the commodore and the donuts. I would hope the Instant Gallery would be part of that commodore. Take the time to read the excerpt from Rick Stone's "Shop Talk," I think that pretty much sums up the thought. Great job Rick on "Shop Talk," and as Forrest Gump said "that's all I have to say 'bout that."

I've been talking with Klingspor Woodworking about the continuation of our relationship with them. By the next meeting they will have sent catalogs and items for our raffle as well as an explanation of the benefits of their program. Thanks Klingspor.

I want to take the opportunity to publicly thank Dennis Paullus for jumping in to take the chairs and store them at his home. After the meeting last month the project turned into a five minute job lasting 3 hrs. Thanks Dennis.

I'm patting Tate Thomas on the back for stepping out of his box and turning a project inspired by his visit to TAW's Symposium in Jan. as well as the demo by Cindy Drosda . Very Cool Tate.

President's Pick



Tate Thomas

See you at the John Jordan demo on the 28th.

*MSWG
Board of Directors
for 2009*

President
Bob Speier

Librarian
Bill McMillen

First V.P.
Dennis Paullus

Board Members
Rick Gillespie
Rick Stone

Secretary
Nancy Boatwright

Webmaster
Trey Campbell

Treasurer
Matt Garner

Newsletter Editor
Bob Speier

In Remembrance



On Friday the 27th Werner Broeker passed away. Mr. Broeker is the Father-in-law of Matt Garner our Club Treasurer. Mr. Broeker was also a charter member of the Mid South Woodturners Guild and instrumental in organizing the Guild back in '97. Without the encouragement of Mr. Broeker, Matt may not have joined MSWG and that would be a loss to our Guild.

Flowers were sent to his surviving wife Renate on behalf of the Mid South Woodturners Guild.

MSWG MEETING MINUTES *February 28th, 2009*

Call to Order and Welcome

The meeting was called to order at 9:00 a.m. by Bob Speier, President, who welcomed the members, visitors and new members. Visitors included Kenneth Gilmer, Chris Kellogg, Richard Kellogg, Joe Bonner and Don Chandler. There was one new member, Jerry Hosier, and two renewing members, Bill Covington and David White.

Rick Gillespie will be taking pictures for the roster. President Speier announced the user name and password. It will be emailed to the members. He asked that anyone who has not been receiving the newsletter provide an email address to him or Nancy Boatwright.

Delta R&D

Delta Woodworking has requested that MSWG provide 3 turners for testing a variable speed midi-lathe. President Speier has appointed Joan Kelly, Bill McMillen and Keith Burns.

Club Members in Print

Glen Alexander had an article published in "Woodturning Design." Keith Burns had an article published in "American Woodturner."

Dennis Paullus, Vice President, gave a report on the upcoming demonstrations.

March 28, 2009 John Jordan – free to members

April 25, 2009 Larry Sefton

Other possibilities are Emmett Manley, Tim Yoder, and Brenda Stein. Vice President Paullus would like to see more club members demonstrating to show off all of the talent in the club. Larry Sefton reported on the upcoming, segmented turning demonstration by Malcolm Tibbetts on Saturday, April 4th. The cost, as of today, is \$60. It will be less if more people sign up. It will be a one-day event, with a social time from 8:30 a.m. until 9:00 a.m., then the demo from 9:00 a.m. until 4:00 p.m.

Matt Garner, Treasurer, gave the financial report.

General fund balance \$2,358.76

Education fund balance \$1,825.01

Larry Sefton and Bob Speier have been working on a way for the club to buy new audio-video equipment. The cost of the equipment they have in mind is \$3500.00 on the Internet. President Speier asked that members think about ways to raise the money. Grant money is possibly available from AAW or other sources. Donations are not tax deductible because MSWG is not a 501(c)3 organization.

Board member Bill McMillen reported that the library has 2 new DVDs: the Bill Silas demonstration and the Dennis

Paullus/Terry Reynolds demonstration. New shelves are being built to display videos, books and magazines for the library.

Request for Storage Space

President Speier asked if anyone had space to store the club's chairs. They need to be stored somewhere else than the closet at the meeting room so that the closet can be kept better organized. There are 100 chairs on the rack.

Delta Fair and Bartlett Fair

Board member Rick Gillespie reported that the categories for the Delta Fair need to be revised. He requested volunteers to meet Tuesday night at 7:00 p.m. at his house to draw up better categories that will encourage people to enter. There will be 2 categories this year: advanced and novice/intermediate.

The club had been asked to demonstrate at the Delta Fair and the Bartlett Fair. The Board talked about it and decided it is tough to do the Delta Fair because of the transportation of the tools and setting them up. The club won't demo at the Delta Fair but will at the Bartlett Fair. The Bartlett Fair is held at the end of September. Volunteers are needed to coordinate the Bartlett Fair.

Newsletter Competition

President Speier reported that the newsletter competition had been announced on the AAW website. The MSWG newsletter will be entered.

President's Challenge

Joel Benson suggested turning Easter eggs for the President's Challenge. Eggs should be brought to the April meeting.

AAW

Sandi Speier, AAW board member, announced that volunteers are needed for the AAW Symposium in Albuquerque, NM in June. There is an assistant program for volunteers to assist the demonstrators. There is a fun youth program. Anyone interested can get with Board member Speier, or go to the AAW website.

There is insurance available to members through AAW.

The front page of the AAW website has a letter from AAW board member Speier. This will be a regular feature. The AAW wants the board members to be more accessible.

The monthly raffle was held after the meeting was adjourned.

Respectfully submitted, Nancy J. Boatwright, Secretary

2009
Mid South Prospective
“Building Blocks”
By Joan Kelly

Japanese Bowls: A Mid-South Prospective culminated with a lively auction and book signing party at the December 2008 holiday brunch. Twenty-nine of our members created their own unique bowls from standard rice bowl blanks. The designs, techniques, and perhaps most of all, the camaraderie that resulted from this project have inspired us to do it again.

The 2009 Mid-South Prospective will be to turn something from a birds eye maple square blank. These blanks are beautiful kiln dried wood, 5” square and 2” thick. We’ve had two very recent demonstrations that involved turning squares, but you do not have to turn a square to participate. You are encouraged to let your imagination off leash and explore whatever type of turning you wish, so long as the basic component comes from the original maple blank.

We will have these blanks available at the March meeting. Dennis Paullus purchased them on spec last year at a cost of \$6 each including shipping. Please come prepared to reimburse Dennis for this cost. Once again, there will be a three month time frame in which to bring back your completed work. Another “gallery” catalogue will be produced and I am pledging my effort to find a venue to publicly display the finished collection.

UPCOMING EVENTS
2009

- **March 28th**
 JOHN JORDAN one day demo -
 “FREE FOR MEMBERS”
- **April 25th**
 Larry Sefton—wide rim bowl
 w/branding and painting
- **May 23rd**
 Club Member—Emmett Manley
 Utah Woodturning Symposium
- **June**
 AAW Symposium, Albuquerque, NM
- **July - TBA**

AAW Spring 2009 Journal
Join or Renew Now!




Shop Talk

with Cliff and William Valentine
in Rossville, TN
By Rick Stone



I've had the privilege to check out the hat maker's shop - well, not the type hat you normally think of. Most of us know Cliff Valentine, the "wooden cowboy hat maker." I saw my first wooden cowboy hat that was brought in for the instant gallery a few months ago and I was fascinated to see a real cowboy hat made from one piece of wood. This one piece of wood weighed approximately 100 lbs. when put on the 1640 Oneway lathe; when it was completed after air drying, it weighs approximately 8 oz. It is truly amazing to see the transformation of firewood into a hat. I could go on and on about how Cliff and his brother, William, turn out these hats at both "Knot Hole Wood Turners" shop I and shop II. These guys work as one -- one turns and one measures with calipers and sharpens tools and then they trade places when one gets tired of turning.



Cliff said he started turning about 4 years ago and up until recently only used the standard tools that we all started using - scrapers. Then Cliff saw the video made by Johannes Michelson, the "hat man" and he thought that WOOD be fun! So he and his brother tried their luck at hat making on the lathe. Cliff reluctantly showed me the first hat he made. It was small, warped, cracked, etc. - you have to start somewhere. They certainly have found their niche, in that they are turning something they love to make and undoubtedly

they excel at this.

What I have seen is, we as woodturners must be inspired or challenged to bring out our best. We all have different levels of skill, time to practice, different tools, strength, stamina and determination. We also have friends and family to encourage us to do our best to be proud of our accomplishments. If we want more enjoyment out of turning, set some goals that are attainable. If we need help or encouragement to master one thing, it may be just knocking the corners off a 2"x12" square or turning a small bowl; don't feel intimidated, ask for help. It is very satisfying to look back at the first turnings and see the progress we have made as an individual.



Everyone has to learn just like an infant has to learn. You must crawl before you can walk. What I really see when talking to our club members is that we all get excited about our accomplishments and that is all that matters.

Cliff and William are excited about their accomplishment of turning hats and they very well should be. What a great inspiration to us all. Thanks again to Cliff and William for allowing me to visit Shop #1 several times and they have been the true example of southern gentlemen.



Getting to know the "Pro's"



April 4, 2009: Malcolm Tibbetts



Malcolm Tibbetts is one of the top segmented turners in the world. He will be putting on an all-day demonstration in Bartlett on Saturday, April 4 2009. The program will consist of a PowerPoint presentation, a demonstration of various cutting and gluing techniques, and a detailed walk-through of his designing, cutting, gluing, and assembling processes for mitered rings.

Even if you think you are not interested in segmented woodturning, you need to attend this demo. You will be amazed at the information offered to increase your knowledge of wood turning as a craft and as an art form. What an opportunity to tap into a lifetime of woodworking experience.

While you may not recognize Malcolm Tibbetts from his photo, chances are you have seen his art. Visit his website at tahoeturner.com to see these pieces and much, much more.


Cost:
Club Members \$60*
Non Members \$70
**Checks payable to MSWG
c/o Treasurer Matt Garner**
Meet and greet (social time) 8:30-9:00 am
Demonstration will start at 9:00
Lunch (on your own) Noon to 1:00
Demo will end around 4:30

Location: MSWG meeting room, second floor of Bartlett Station
(Visit www.midsouthwoodturners.com for map).

* Cost is not being supplemented by MSWG. We need a minimum of 20 attendees to make this amazing opportunity happen. Please RSVP as soon as possible to Larry Sefton at (901)-377-2693 or Larry@Sefton.info.

Welcome New Members / Guests

We had 58 attendees at our last meeting which included 6 visitors: **Kenneth Gilmer, Chris & Rick Kellogg (from Ark), Joe Bonner, Rick Adams and Lee Chandlers son Don Chandler.** We also had one new member; **Jerry Hosier** and 2 renewing members; **Bill Covington and David White (a charter member).** MSWG welcomes everyone.

Classifieds

**Have something
you want to sell ?
Place an ad here
and get world wide
coverage**

What others where doing !

Goin' to a turning school or attending a symposium, lets us know what you learned or saw. Share your experience with our Members.

Entered a contest, had an article published, share it with our Members.

Going to the AAW symposium, share your experience with our Members. It's what helps keep the Guild interesting and exciting.

Just a little Humor

What is a 710 knob?

A few days ago I was having some work done at my local garage. A blonde lady came in and asked for a seven-hundred-ten knob. We all looked at each other and another customer asked, 'What is a seven-hundred-ten knob?' She replied, 'You know, the little piece in the middle of the engine, I have lost it and need a new one.' She replied that she did not know exactly what it was, but this piece had always been there. The mechanic gave her a piece of paper and a pen and asked her to draw what the piece looked like. She drew a circle and in the middle of it wrote 710. He then took her over to another car which had its hood up and asked 'is there a 710 on this car?' She pointed and said, 'Of course, it's right there.'

If you're not sure what a 710 knob is look on page 8

MSWG Members Roster

The current roster for MSWG Members is now available. They has created a Member Only link on the right side of the Home Page task bar. Use this link, [Members Roster](#) and enter your username and password to access.

*Need to find a tool or wood,
click on "Helpful Links"
to find your source*
Helpful Links

Tips & Helpful Ideas

Color Mixing Chart

Orange

combine Yellow with Red

Green

combine Yellow with Blue

Purple or Violet

combine Blue with Red

Browncombine Red & Yellow with a little Black
or
combine Red and Green**Grey**

combine White with Black

Citron

combine Grey with Yellow

Russet

combine Grey with Red

Olive

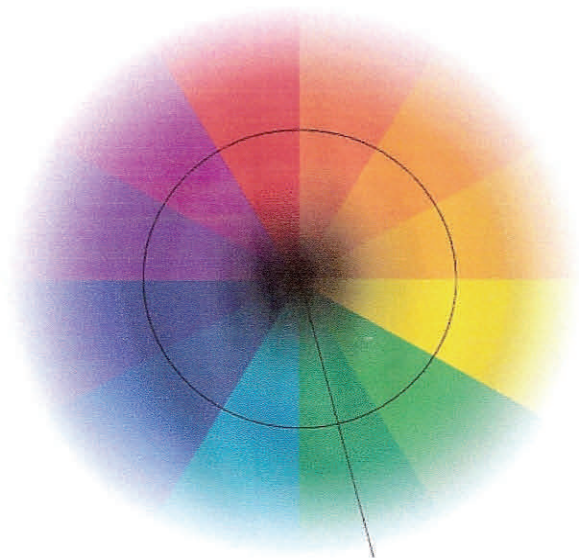
combine Grey with Blue

Orchid

combine White with Violet

Pink or Flesh

Red weakened with White



*Light tints of all colors can be had
by adding White.*

*Dark shades of all colors are
made by adding Brown or Black.*



Colors may turn out different. Due to several Factors. your results may vary.

Therefore I cannot offer guaranteed results.

However it's fun to experiment with and I suggest that you create a sample on a scrape of wood first.

Matt Garner

The 710 knob



Happy Turning !
and do it often.