




Turner's Talk



Steve Van Voorst, Editor

** Merry Christmas! **

MSWG'S FIRST PUBLIC ART SHOW - BE INVOLVED!

by Joan Kelly

As the new year rolls around, keep in mind that our first club show is scheduled in August at the Ross Gallery at Christian Brothers University.

All members in good standing of the MSWG are encouraged to produce work for the show. Members may submit up to five pieces. A committee consisting of MSWG members Bill Siler and Joan Kelly* and Travis Stinson, an award winning turner from Brookhaven, Mississippi, will select approximately 60 pieces for the show. Brother Robert Werle, curator of the gallery at CBU, has the authority to make the final decisions. His goal is to present as many pieces as possible while maintaining a gallery atmosphere rather than a marketplace atmosphere.

Work should be current (completed within two years of show date) and preferably not previously displayed in a public venue. Standards of craftsmanship as defined by the AAW apply.

Members should bring work to the June 2007 meeting. Each piece must be labeled with Name, Phone number, Title or brief description of work, Medium, and Price. La-

bels will be provided ahead of time. Safe packing is the responsibility of the turner. Work will be stored at Joan Kelly's house, where the committee will meet and make the selections. Work that cannot be included will be returned to members at the July meeting.

Members who wish to participate but are unable to attend the above-mentioned meetings may make arrangements with Joan to drop off and pick up work. The jury/committee will be responsible for getting the selected work to CBU, assisting with set up, and for return of work after the show. Sales of work are negotiated between the buyer and the artist. Neither CBU nor the MSWG jury will act as a broker.

*Brother Robert will be asked to act as juror and Joan and Bill will excuse themselves as their own work is reviewed.

- To display nonfunctional turned objects that succeed mostly on the strength of their artistry, without significant ties to any other use or function.
- To focus primarily on use of the lathe for design and artistic expression, although turnings that have been altered through carving, texturing, manipulation, incorporation into non turned items, etc, are eligible.
- To demonstrate that artistic creativity and design excellence are within the grasp of the professional and the amateur artist alike. To spread the idea that the production of art and the appreciation of art are more accessible than people might think.
- To remind people that wood is one of our most enduring and satisfying art media, that wood is deeply pleasing to see, touch, and hold.

MISSION STATEMENT FOR CBU SHOW

by Bill Siler

It is our goal to display a broad variety of turned forms, forms that reflect the many specialized techniques and skills that turners bring to the lathe.

Inside:

Page 2 - Keith Burns tells us how to dry green wood by using denatured alcohol

The Mid South Woodturners Guild is a proud chapter of the
AMERICAN ASSOCIATION OF WOODTURNERS



Drying Green Wood with De-natured Alcohol, Simplified
by Keith E. Burns

Until a year ago, I had never turned green wood. The reason for this is that I am impatient and did not want to wait 6 months to a year before I could finish turn a piece. Then some friends taught me how to speed the drying process by using the DNA method which was developed by Dave Smith. This method allows me to rough turn a blank and finish turn it in 2 to 3 weeks.

Step 1: Rough turn your blank to a wall thickness of ½” to ¾” wall thickness. I always use a tenon for mounting my green turnings. I use this method for hollow forms as well as open bowls.

Step 2: You will need a 5 gallon bucket of Denatured Alcohol. It is much cheaper this way vs. buying it by the gallon. I get mine at McGinnis Hardware on the square in Collierville for about \$40 including tax. If you can find it cheaper somewhere else please let me know.

Step 3: Get another container with an air-tight seal to soak your roughed out blanks. Do **NOT** throw out the used DNA. It will discolor, but it will not stain the wood. Just add fresh DNA as needed.

Step 4: After rough turning your blank simply submerge it in the DNA for 24 hours. It is important that the blank is completely submerged in the DNA and may be necessary to weight it.

Step 5: Remove the roughed blank from the DNA and allow it to “flash” dry for approximately 20 minutes.

Step 6: Wrap the rough blank. I use 2 sheets of newspaper and masking tape. With a bowl or a natural edge bowl you need to wrap and cover the rim. Do not cover the inside of the bowl. The same method is used on hollow forms, leaving the opening open.

MSWG MEETING MINUTES

November 18, 2006

The meeting was brought to order by President Cassandra Speier at approximately 9:15 AM. Cassandra welcomed the 33 members and 2 visitors in attendance.

Agenda Topics: Cassandra asked for an approval of the prior general meeting minutes that had been posted in the newsletter. A motion to approve was asked for and seconded with subsequent approval.

Finance: President Speier provided the members with a brief insight of the financials for the preceding month.

Secretary: Bob Speier reported that membership renewals were to begin that same day.

Election: President Speier explained to the members that four candidates had been nominated to fill three vacant seats for the next year, however, one was declined due to the requirement that all board members belong to AAW. The ballot consisted of Robert Hobbs, Larry Sefton and Matt Garner. Cassandra asked for the ballot to be accepted and approved as stated. A vote was taken and approved.

President's Challenge: Due to the holiday season, Cassandra asked that Christmas Ornaments be brought to the December meeting.

Christmas Party: Cassandra talked about the brunch, gift exchange, and raffle that would be held on the 9th of December.

2007 Demonstrations: Cassandra announced the upcoming demos for 2007. She requested a host for Bihn Pho in August, and Larry Sefton volunteered.

Crossword Puzzle: Discussion was had regarding the new Crossword Puzzle in the newsletter. Cassandra asked for input for future puzzles.

Cassandra introduced the demonstrator of the month, Bob Speier. Bob demonstrated the technique and advantages of using a vacuum chuck. The meeting was adjourned at approximately 11:30 AM.

Submitted by Robert G Speier, Secretary MSWG

Set the piece on a shelf for 2 to 3 weeks. Unwrap the piece and allow it to sit for another week or so, and it will be ready for finish turning.

As with anything involved with turning, if you ask 10 turners a question you will get 20 different answers. I, by no means, am an expert in drying methods. The method I have outlined works for me.

Note: Using this method will not prevent cracks. The way I look at it is, if the wood cracks, it was going to crack anyway, regardless of what I did.

With Sympathy...

Dana Tate Siler, wife of MSWG member Bill Siler, died at home Saturday, December 2, 2006. Dana, 52, was a retired physical therapist and beloved wife and mother. She is survived by her husband, Bill; daughter Sara; son Michael; sister Amy Tate and her parents Romie and Wade Tate. Our condolences and prayers go out to Bill and family in this difficult time.

Shop Talk

..... Cliff Valentine

By Don Wilcut



Cliff hasn't gotten to retire yet but is looking forward to it someday. He is currently the Vice President of Inland Dredging Company, in Dyersburg, TN. He has a degree in Civil Engineering from 'Ole Miss' College. For the uninformed, that's the University of Mississippi.

He has been turning about two years and really enjoys the activity. His first lathe was a 15" Craftsman Professional and just recently purchased a 1640 Oneway with several needed accessories. His favorite woods to turn are Red Cedar and Osage orange.

He also does some 'flat wood work'. I had the opportunity to look at a large dining room table that he made. It is very well constructed

with lots of painstaking detail work.

The deciding factor for him to continue turning is his neighbor and fellow club member, Joel Benson.

Cliff joined the Mid South Woodturners Guild in May 2006 after visiting our woodturning 'Fest held in April at Joel's shop.

Cliff says he wouldn't change anything in his woodturning path.

His goals for his woodturning career are to continue to improve his skills and see where it goes from there.

Call a fellow woodturner and visit his/her shop this week.

UPCOMING EVENTS

January 27, 2007

Travis Stinson

February

John Lucas

March

Joan Kelly

August

Bihn Pho

CBU Exhibit

For Sale:

One set of **Stronghold MegaJumbo Jaws** manufactured by Oneway. Never used.

Asking \$65

Please contact Holmes Phillips (870) 735-0851

Thank You

to our sponsors!

CRAFT SUPPLIES USA
— THE WOODTURNERS CATALOG —



Wood Chips

www.woodchipshome.com

MSWG Lathe and chucks are made by



November ~ Instant Gallery



Wilard Baxter



Keith Burns



Keith Burns



Rick Gillespie



Joan Kelly



Dennis Paullus



Dennis Paullus



Dennis Paullus



Bill Shaw



Bill Shaw



Bill Shaw, Bob & Sandi Speiers



Bill Siler

November ~ Instant Gallery



Cliff Valentine



Cliff Valentine



Don Wilcut



Don Wilcut



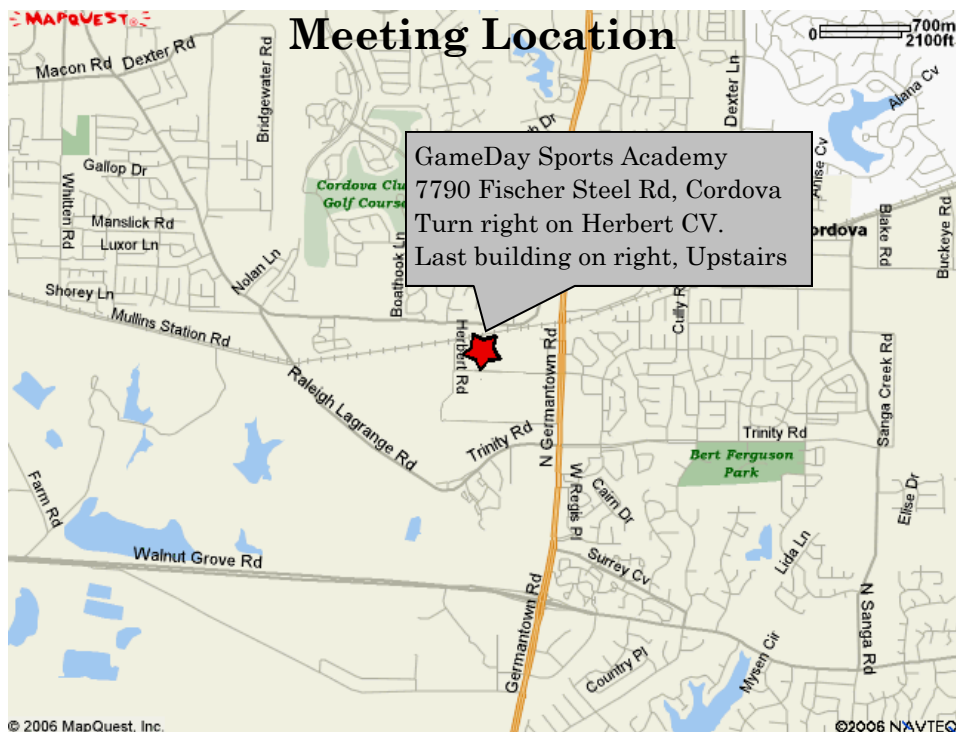
John Williams & Glen Alexander

Turners Grilling Tip

Soak cherry shavings in water and then place them over hot coals while grilling salmon to give it a nice flavor.

Joan Kelly

Meeting Location



Meeting Format:

Club Business	9:00—9:30 A.M.
Demonstration	9:30—11:30 A.M.
Cleanup	11:30—12:00 P.M.
Raffle	12:00 P.M.

The Mid South Woodturners Guild is a not-for-profit organization formed to promote and encourage the art of woodturning and, in doing so, promote and encourage the art and craft of woodturning in general. Membership is open to anyone and includes a subscription to the monthly newsletter.

Meetings are held on the 4th Saturday of each month at 9:00 A.M. at GameDay Sports Academy, 7790 Fischer Steel Rd, Cordova. Annual dues are \$25.00. Address inquiries about the Mid South Woodturners Guild to *Sandi Speier, 8736 Johannesburg Dr., Germantown, TN 38139*. Please send newsletter items to *Steve Van Voorst (svanvoorst@aol.com)* and website items to *Chuck Ludwigsen (chuck@ludwigsen.org)*.

President's Corner

By Sandi Speier



The Holiday Season is upon us and in the spirit of the Season, I have my own personal Christmas List. But 'The List' is not comprised of things I want...it is my List of Thank You's.



Thank You! to all the MSWG members for a truly great year! Each and everyone of you have been supportive of me and all your Board Members during a year faced with challenges and changes. The Board serves at the pleasure of the members, and it is only through healthy communication and dialog that we, the Board, can fully understand the wishes of the membership. You have offered up open, honest, direct and supportive feedback and critique that has helped the Club grow and prosper!



Thank You! to our Board Members: Chuck Ludwigsen, Mike Kelly, Ryan McMullen, Bob Speier, Keith
www.midsouthwoodturners.com

Burns, Joan Kelly and Matt Garner for volunteering their precious time and energy. We've had a good year, done a nice job and had fun at the same time...not always a very accomplishable task!



The Newsletter Editor position is often a thankless job... so a big Thank You! to Steve Van-Voorst. In taking the newsletter over from Chuck Ludwigsen, Steve had pretty big shoes to fill, and he's done a great job. As a result the newsletter is even better than before. Thank You! to Chuck Ludwigsen, our former Editor, for making the transition seamless and successful.



The Instant Gallery has made a leap in excellence! Thank You! to Keith Burns and Don Wilcut for doing such a great job in showcasing our work!



A second round of Thanks to Don Wilcut for his newsletter column "Shop Talk". We all enjoy a glimpse of our colleague's

home shop and the personal tidbits have helped us get to know each other better! Great job, Don!



Volunteerism is at the heart of any social/hobby organization... so to all of you who have stepped up to the plate and to all of you who will step up in the future... "Thank You!" It has been a pleasure to see everyone join in to make the meetings fun and productive!



In a world where turmoil often seems rampant, I am so thankful we have a place where we can come together for a few hours each month in fellowship to pursue our woodturning passion.

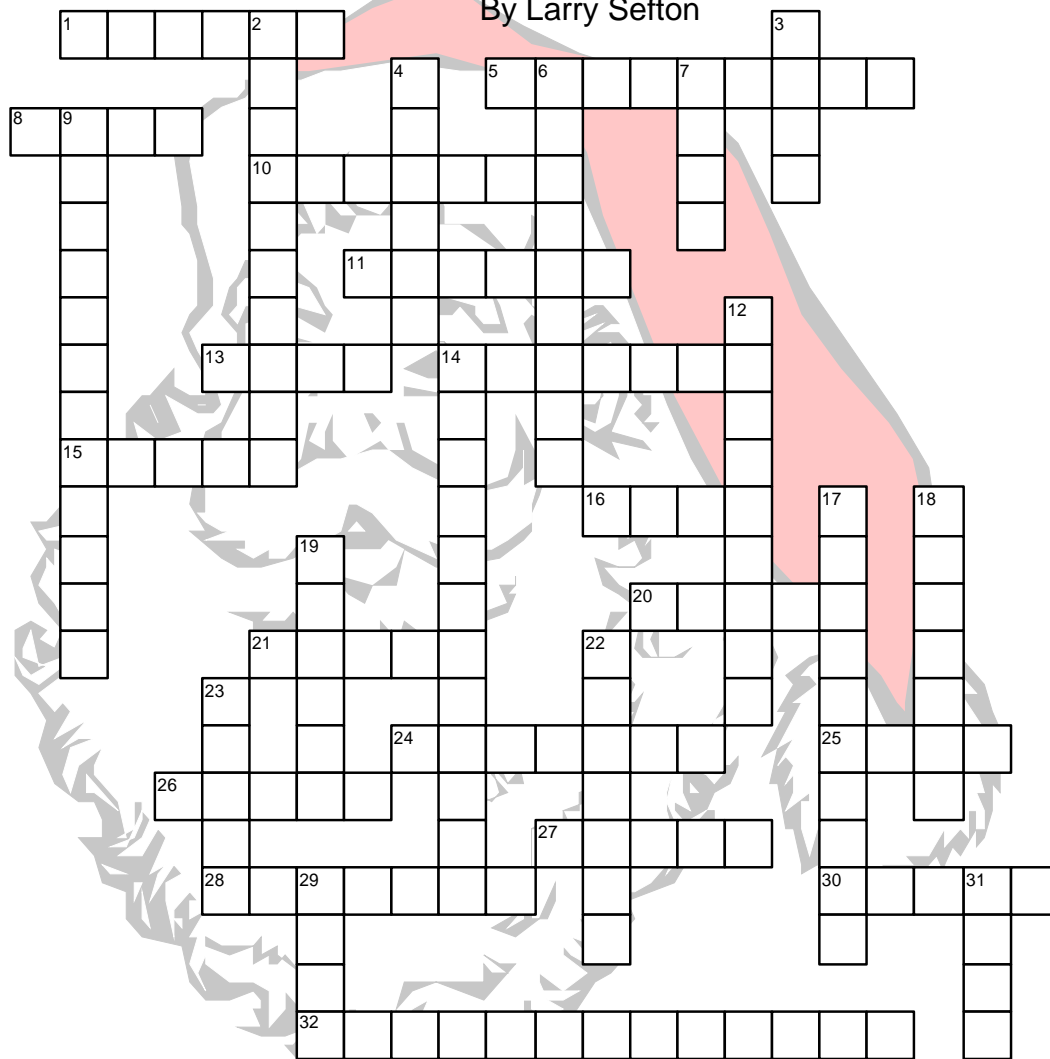
I wish each of you a joyful Christmas and a prosperous New Year!

'To have striven, to have made the effort, to have been true to certain ideals - this alone is worth the struggle.'

- William Penn

Turner's Crossword

By Larry Sefton



www.CrosswordWeaver.com

ACROSS

- 1** Section of tree where branch divides from the trunk.
5 Reducing moisture content of wood before working it.
8 Knotty tree growth with a complex grain.
10 Brittle or flaky secretion of the lac insect.
11 Yellow-brown discoloration

- of wood due to fungal infection.
13 Most bowls, platters and many vessels are _____ plate turned.
14 Tool used to separate work from the lathe.
15 Projection on end of piece of wood for insertion into a mortise.
16 Grade of particles in sandpaper or

- sharpening stones.
20 Longitudinal wood fibers.
21 Curved shape, figure, or feature.
24 _____ tool - flexible scraper used to add decorative marks to turned items.
25 Corner of a chisel.
26 Curvature of a gouge ranging from nearly flat to deep or quick.

- 27** Unseasoned wood.
28 Tool that scrapes wood fibers instead of cutting.
30 Crack or split in wood, caused by damage or drying.
32 In faceplate turning, grain runs _____.

DOWN

- 2** Working perpendicular to the grain.

- 3** _____ - used to burn lines into the piece with friction.
4 Grinding a concave bevel on a chisel, gouge, or knife.
6 Turning a single piece multiple times upon different axes.
7 Shape consisting of concave arc flowing into convex arc, forming an S-

- shaped curve with vertical ends.
9 Cutting away from an edge to increase the sense of relief or thinness.
12 Around 1300 B.C. the _____ first developed a two-person lathe.
14 Polymer consisting of organic units joined by urethane links.
17 In spindle turning, grain runs _____.
18 Serving tray
19 Decorative patterns in wood, usually due to medullary rays.
22 _____ edge - includes outside of tree trunk or limb as edge of piece.
23 Vessels with large opening on top.
29 Long flat steel tool with raised teeth for shaping wood.
31 Gap left when material is removed by a saw.

Solution will be published next month.

**Mid South Woodturners Guild
c/o Sandi Speier
8736 Johannesburg Dr.
Germantown, TN 38139**

(Mailing Label)