




February
2023

19 97
MEMPHIS, TN

Just to Wet Your Whistle...

The Complete Image Set of January's Instant Gallery Awaits You Inside!



...and counting!

<https://midsouthwoodturners.com>



MSWG**Board Of Directors****President**

Robert "Bob" Wolfe

Vice-President

Rick Gillespie

Secretary

Larry Sefton

Treasurer

Avi Pelc

Directors At-Large

Sam Dawson

Richard Hiller

Joseph Voda

Jonathan Marrero/Youth DAL-Scribe

BoD-Directed Chairs**Webmaster**

Larry Sefton

Newsletter Editor

Joseph Voda

Librarian

Richard Hiller

Giving Back

Sam Dawson/Pens for Troops

Joseph Voda/Wig Stands For Cancer

"Turn-In and Burn-In Meets"

-OPEN-

- Annual Guild Demo Event -**Pink Palace Craft Fair**

Bob Wolfe

Meeting Tech Staff**Director**

Larry Sefton

Videographer-Main

Roy Grant

Sound & Video Engineer

Don Chandler

Instant Gallery Photographer

Don Farage

On The Cover...

A sampling of the wonderful work our members produce each month. Enjoy!

Featured In This Issue

Page 3 - President's Corner

w/ President's Challenge (February: "Wearable" Item)

Page 5 - Coming Events**Page 6 - "Welcome!" 2023 New Members****Page 7 - MSWG-For The Record*****Volunteer Opportunities—"It Takes a Village..."*****Page 8 - This Month's Meeting" @ Bartlett Station Municipal Center****Alan Stratton (No Chapter Association)****Demo: "N-loop" Celtic Knot**

Interactive Remote Demo @ BSMC only

Page 9 - MSWG-For The Record**- March 11 Turn-IN @ TBA****Candlestick with Milk Paint Finish****Page 10 - Last Month's Meeting @ Bartlett Station Municipal Center****Bob Wolfe (MSWG)**

Demo: Candlestick (Spindles) w/ Milk Paint Finish

Page 13 - Instant Gallery — February, President's Challenge**Page 15 - Instant Gallery — February, Open Entries****Page 20 - Instant Gallery — February, Wig Stands****Page 21 - For the Record — "Thank Your Un-sung Volunteers."****Page 22 - For the Record — TAW 2023 Symposium,
"...In the History Book." & Member IG Images****Page 23 - Guild Sponsors**

President's Corner



Yours truly had the privilege of opening this new year's meeting calendar with a demonstration of Milk Paint techniques on spindles and bowls. I learned a lot in preparation for this demo, and plan to get a group together for a hands-on (Turn-IN meet) during the upcoming months. Our next monthly meeting will be an Interactive Remote Video (IRD) by Alan Stratton demonstrating his "N-Loop" Celtic Knots. This will only be available in our meeting February 25th at the Bartlett Station Municipal Center. For more details click on the following link [Alan Stratton - IRD \(midsouthwoodturners.com\)](https://midsouthwoodturners.com)

Membership Drive

To those who have paid your dues, thank you. If you have not paid yet, payment of dues could not be easier, just go to the Mid South Woodturners website home page or click on the following link: [JOIN](#). Each membership comes with free water, coffee, soda, doughnuts and a show each month. 'Hope you choose to join us.

President's Challenge:

FEBRUARY'S President's Challenge. "WEARABLE". Turn anything that can be worn by a person, pet or other animal in public. Larry Sefton has left examples on the website, to give you some ideas. Take a peek: [WEARABLE](#).

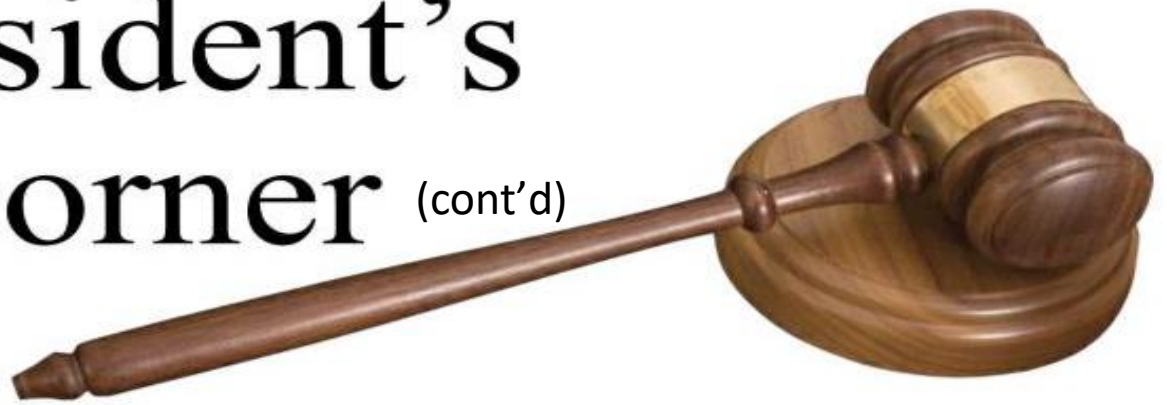
January's President's Challenge was to turn a miniature item no larger than a one inch cube. The challenge was met by 13 members. To see these items click [JANUARY](#).

The purpose of the challenge is to encourage members to think, turn and share. The items can be shared by bringing them to the monthly meeting, or sending a photo before the Wednesday before the monthly meeting, if you cannot attend in person. Click a pic on your phone and send to photos@mswg.club. Include the photo, your name, a short description, President's Challenge, and send. So simple to participate.

Happy and Safe Turning.

Bob Wolfe


President's Corner (cont'd)



...And don't forget the President's Challenge for this month is to turn a "Wearable" item.

If you haven't made one of these pieces before, here are some examples and a site for more research.

[Jewelry Made Easy.pdf \(peacriverwoodturners.org\)](http://peacriverwoodturners.org)



Everyone is invited to participate, challenging themselves to see how many of this year's challenges they can complete.





Coming Events

“Save the 4th Saturday of each month, 9AM to Noon, for MSWG demonstrations!”*
(* = Certain meetings may be moved due to conflicting events - monitor schedule closely!!)

- Feb 25 MSWG Monthly Club Meeting @ BARTLETT STATION MUNICIPAL CENTER**
Demonstrator: Alan Stratton (Undeclared Chapter)
IRD Demonstration: “N-Loop” Celtic Knots
President’s Challenge: “Wearable”
- Mar 11 MSWG Club Member Turn-IN Event @ Location: TBA**
Candle-stick with Milk Paint Finish, Bob Wolfe Instructional
- Mar 25 MSWG Monthly Club Meeting @ BARTLETT STATION MUNICIPAL CENTER**
Demonstrator: TBA
Demonstration: “TBA”
President’s Challenge: “Egg”
- Apr 22 MSWG Monthly Club Meeting @ Location: BARTLETT STATION MUNICIPAL CENTER**
Demonstrator: Multiple MSWG Members
Demonstration: Sharpening Method
President’s Challenge: “Mushrooms”
- May 20 MSWG Monthly Club Meeting @ BARTLETT STATION MUNICIPAL CENTER**
Demonstrator: Trent Bosch
IRD Demonstration: Mountain Bowls
President’s Challenge: “Memphis-in-May”
- Jun 1-4 AAW International Woodturning Symposium @ Louisville, KY**
Follow link for full details: [2023 Louisville - Landing Page \(woodturner.org\)](https://www.woodturner.org/2023-louisville-landing-page)
- Jun 10 MSWG Club Member Turn-IN Event @ Location: TBA**
Mentor-guided Instruction Focusing on: “Mountain Bowls”
- Jun 24 MSWG Monthly Club Meeting @ BARTLETT STATION MUNICIPAL CENTER**
Demonstrator: Sam Dawson
Demonstration: Wood Stabilizing and Bird Calls
President’s Challenge: “Lidded Turning”
- Jul 22 MSWG Monthly Club Meeting @ BARTLETT STATION MUNICIPAL CENTER**
Demonstrator: Craig Timmerman
IRD Demonstration: Turning a Torus Vase
President’s Challenge: “Serving”

Welcome Our 2023 Members!

These individuals have joined our Guild this year!
 Shake a hand and get to know them over a “latte’.”

January Bill Siler (Returning)		January Ross (Matthew) Lipscomb		January Mark Manley		January Joe Rowell	

This is a new year and with it comes a new opportunity to spread the word that the Mid South area has a woodturning club.

- A Chapter of the American Association of Woodturners -

The Mid South Woodturning Guild!

Join the Board in helping to fill the chart above with new faces and names. Talk about your woodturning journey to potential candidates and invite someone to attend a monthly meeting; then, be their host when they do.

“The future of MSWG is in our hands, don’t let them fall idle!”

MSWG - For The Record

Items of importance to the Guild's operation and record-keeping.

Along with the new year comes opportunities for our membership to support the Guild's operation. When you look at the partial list of areas for participation, below, note that we are a very active chapter of the AAW.

Please do not fail to recognize that we ARE a volunteer organization, and as such, do not wait for someone else to step up. As we witnessed over the last year, members may come and go with relocation, encounter failing health which can bar on-site participation or, as we have sorrowfully witnessed in the last quarter of 2022, pass on.

I ask that you review the list below, or on the website, [Volunteers | MidSouth Woodturners](#) and earnestly find a function you can fill.

Afterall..."It takes a village!"

How Can I Serve My Guild?

Remember the universal motto of all volunteer organizations:
"If EVERYONE does a bit of the work, NO ONE does all the work!"

Board of Directors	
Board-Directed Committee Chairs & Team Members	
Demonstrator Research/Plan	Demonstrator Hospitality Hosts
Website Admin & Support	Newsletter Editor & Support
Educational Events – Research/Plan	"Turn-In" Events Admin & Support
Videography Admin & Support	Sound Admin & Support
Instant Gallery Photog & Support	
"Giving Back" Chairs and Team Members (Charities)	
Pens For Troops	Wig Stands For Cancer
Meeting Room Monthly Actions	
Support for Prep & Clean	Refreshments: Prep & Clean
Raffle: Prep/Execute/Clean	FSBO Table: Prep/Execute/Clean
Please See the Additional Opportunities on Our Website	

This Month's Meeting -

Alan Stratton (aswoodturns.com)

Demo: "N-Loop" Celtic Knot



This month, Alan Stratton will provide us an Interactive Remote Demo (IRD) in the comfort of our Bartlett Station Municipal Center meeting room.

Alan offers viewers to his site a wide selection of woodturned subject matter. Our on-site presentation will allow us to group-brainstorm on various aspects of the subject, such as variations in design planning and best grain usage of different woods.



For this meeting, Alan has been engaged to show us how to make the "N-Loop" Celtic Knot.

"Celtic knots can be used in a variety of projects but they must be properly prepared to yield a precise knot. Learn a process wherein any number of loops can be precisely formed for turning.

This demonstration starts with a slide discussion of the principles required for producing a successful Celtic knot, with any number of loops.

Then we will prepare a turning blank using the table saw for spindle-oriented projects.

Following the table saw demonstrations, we will elevate the process to use a band saw, which is required for larger diameter projects."

MSWG - For The Record

Items of importance to the Guild's operation and record-keeping.

Turn-In

Candlesticks with Milk Paint

March 11, 2023 9am to ??

Demonstrator(s):

Bob Wolfe

Location - Rick Stone's shop

5704 Montpelier Dr, Bartlett, TN, USA

For more information contact:

Space is limited to 6. Contact Bob Wolfe

(901) 277-8622

bobwolfe75@gmail.com

If you want to attend.

This will be an all-day event.

There will be a cost to this event to cover supplies - TBA

Lunch cost will be on your own.

This event may require the attendees to watch a streaming training video on the complete process before attending the event.

Making candlesticks with Milk Paint finish:

This Turn-In/Hands-On will be composed of two parts: (1) spindle turning a candle stick and (2) working with milk paint for embellishing.

The candlestick will be made from 2 pieces of 8/4 poplar - 4 inches wide that have been glued together with tight bond and allowed to cure ~4-8 hours.

Club will be supplying the materials, paint, and lathes.

Attendees will need to provide their own turning tools and personal protective equipment (PPE).



Last Month's Demo

Bob Wolfe (MSWG)

Demo: Turning a Candlestick w/Milk Paint Finish


At our January meeting, President Bob Wolfe made an unexpected course change and turned a leg for a 3 or 4-legged stool! Then he mounted a seat blank, explained how to turn it, but switched it out for one already turned, drilled and painted. Having placed three coats of paint on the seat, he showed the effects derived from selectively sanding through the top two coats. Bob also demonstrated a jig used with a drill press to set holes for the legs at the correct angle. Using the sanding technique used on the seat, Bob mounted several pre-painted legs, producing "antiqued" or "distressed" effects on each. The following is a photo-essay of the meeting.



Last Month's Demo (cont'd)

Bob Wolfe (MSWG)


Demo: Turning a Candlestick w/Milk Paint Finish



Last Month's Demo (cont'd)

Bob Wolfe (MSWG)

Demo: Turning a Candlestick w/Milk Paint Finish



The new IG display set-up is a successful change.




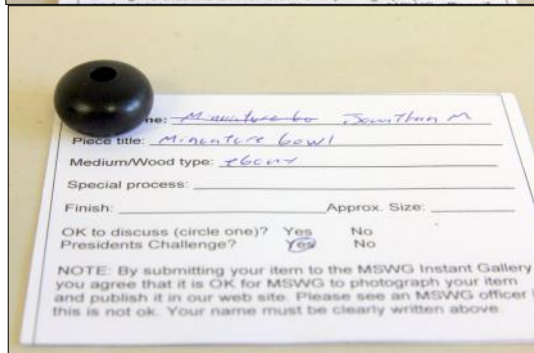
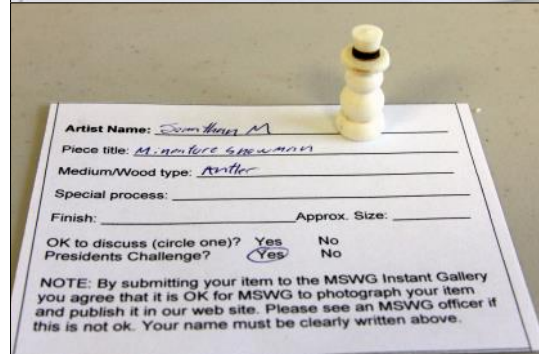



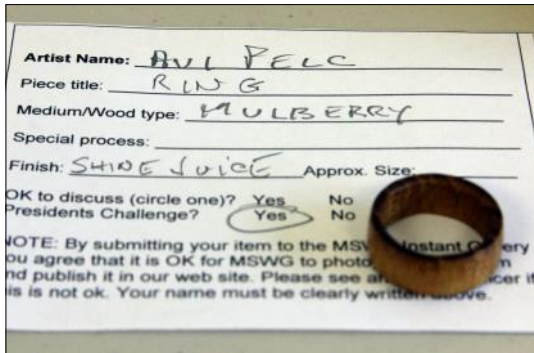
The FSBO table seems to be under-used. Wig stand kits are now available.



MSWG Instant Gallery

(Last Month's Work by Guild Members)

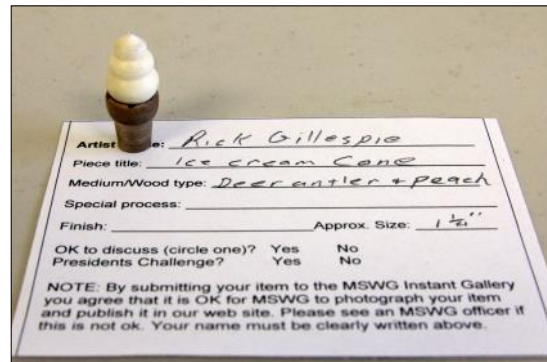
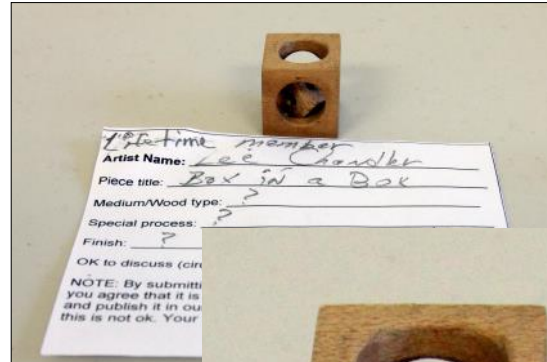
January President's Challenge: Miniature



MSWG Instant Gallery

(Last Month's Work by Guild Members)

January President's Challenge: Miniature (cont'd)



MSWG Instant Gallery

(Last Month's Work by Guild Members)



Bill Siler



top



bottom



John Hayes



MSWG Instant Gallery

(Last Month's Work by Guild Members)



Kevin Pearson



Larry Sefton



MSWG Instant Gallery

(Last Month's Work by Guild Members)




Rick Cannon




MSWG Instant Gallery

(Last Month's Work by Guild Members)



Avi Pelc



Sam Dawson

MSWG Instant Gallery

(Last Month's Work by Guild Members)



Skip Wilbur

Larry Sefton



MSWG - For The Record

Items of importance to the Guild's operation and record-keeping.

Wig Stand Donations



Kevin Pearson



Larry Sefton



MSWG - For The Record

Items of importance to the Guild's operation and record-keeping.

Some images of your un-sung volunteers...

A/V team volunteers have the best seats in the house. Here Don Chandler is close to his sound controls, but catching a better view.



While you enjoy the meeting, our photographer, Don Farage, is recording the items brought to the Instant Gallery.

Having completed set-up of the coffee, drinks and doughnuts, Sam Dawson settles in for the demo.



Videographer Roy Grant, follows the action to get great images to our 2 large-screen monitors.



...be sure to thank them for their work.


MSWG - For The Record

Items of importance to the Guild's operation and record-keeping.



Tennessee Association of Woodturners

The "2023 TAW Symposium" is in the history book!



The TAW 2023 Woodturning Symposium was held January 27th and January 28th, 2023 at the Marriott Hotel and Convention Center in Franklin, TN.

Rebecca DeGroot, Stuart Batty, John Beaver, Nick Cook, and Tom Wirsing were the featured demonstrators.

Here are some images of attendee work shown in the always popular *Instant Gallery*.

Courtesy of Skip Wilbur.



Guild Sponsors

“Please Support Our Sponsors With Your Woodturning Needs!”

THE WOODWORK SHOP

PROFESSIONAL TOOLS. FINE HARDWOOD. CUSTOM WOODWORK.

The Woodwork Shop, Inc

8370 Wolf Lake Drive
Suite 101
Bartlett, TN 38133

— A Rockler-Partner Store —

Phone: (901) 755-7355

Fax: (901) 755-2907

Email:

dsdeanwoodwork@gmail.com

Website:

https://www.thewoodworkshop.com

*“If You Are a Woodworker, We Are Your Local Supply
for Quality Woodworking Products and Tools!”*

Members of the registered local woodworking clubs
are eligible for a **10% Discount on one total
purchase of qualifying products** each month.

Get your annual **Club Discount Card** from your
club's officer.

Conditions apply, as stated on card.



Packard Woodworks Inc.
215 S Trade St
Tryon, NC 28782

TURNING TOOLS SHARPENING TOOLS MACHINES & ACCESSORIES PROJECTS & MATERIALS CARVING BURNING FINISHING SUPPLIES

- Our toll-free line: **1-800 683-8876** (M-F, 8:30am-5:00pm EST)
- Our business line: **1-828 859-6762** (M-F, 8:30am-5:00pm EST)
- Our email address: sales@packardwoodworks.com
- Our fax line: **1-828 859-5551**

Available Space!