


The Mid South Woodturners Guild



Turner's Talk

Bob Speier, Editor

March 2008



In Remembrance

What's Inside

Page 1

In Remembrance

Page 2

What's Coming Up

**General Meeting
Minutes**

Page 3

Up Coming Events

President's Corner

Thanks & Welcomes

Page 4

Stuff

Page 5

Shop Talk

Page 6

Shop Talk

**What Others are
Doing**

Page 7

More Stuff

Page 8

CBU Update

Page 9 - 10

Tips & Helpful Ideas



On February 28th, Lee Chandler passed away. He is survived by his wife Alice and a large extended family. Lee's passing will leave a great void in many hearts of friends like John Williams, Glen Alexander, James Baker and the Mid South

Woodturners Guild, to say the least. Lee touched many lives with his talents as a woodworker, his mechanical skills, teachings, giving and helping others. His gifts included making children's tops for "Toys For Tots" to the restoration of the landmark clock at the First Methodist Church downtown. The day before Lee's passing John Williams spent the day with Lee at his home turning tops for the "Tots." On Monday I spoke with Lee's wife Alice and she told me Lee was so happy after spending the day with John. Lee was a charter members of the Guild and attended more meetings than can be counted. Last year, the Board honored Lee with a Life Time Membership to honor his support of the Guild. These will be tough shoes to fill.

February 25th Dennis Paullus' stepfather James Deckelman passed away following a long illness. Our thoughts and prays go out to Dennis, his Mother and her extended family.

On February 19th Jim Tolbert passed away do to complications after heart surgery. Jim was a long time member of the Mid South Woodturners Guild. He was a resident of the Ripley Tennessee area. Jim frequented our meetings with good friends Joe and Charles Griggs. Our thoughts and prayers go out to he and his family.



**President's Pick
Keith Burns**

**MSWG
Board of Directors
For 2008**

President

Larry Sefton

First V.P.

Dennis Paullus

Second V.P.

Steve Yeomans

Secretary

Don Wilcut

Treasurer

Matt Garner

Board Members

Bob Hobbs

Rick Gillespie

Webmaster

Trey Campbell

Newsletter Editor

Bob Speier



The Mid South Woodturners Guild is a proud chapter of the
AMERICAN ASSOCIATION OF WOODTURNERS

What's Coming Up ?

By Joan Kelly

Our February demo was a presentation by Rick Cannon in which he showed how a variety of bowl blanks could be "built" from a single 1x board. It was a fascinating process, as anyone who attended can testify. Be sure to attend the March meeting for even more information as Rick Gillespie demonstrates the Ring Master tool. This tool is designed specifically to cut rings from a flat board. Rick will show us how these cut rings can not only make a bowl, but also an hourglass vase. "It is the most efficient use of a single board I have ever seen," says Rick, who promises to bring along some finished work as well as examples showing various stages of projects.

Rick recently traveled to Togo, Africa, where he built a rabbit hutch and a play set for his grandson. His unique insights into the world of woodworking there will be shown in his PowerPoint presentation called *Woodworking in Africa*. Rick remarks, "You have no idea how limited their woodworking supplies are! They make almost all their furniture by hand with very dull hand tools. They do have a few power tools, such as a one speed lathe that they use to turn table legs. And quite well, I might add and with only one 12 inch long tool that looks like a bedan or a parting tool. It was really quite a challenge working with wood that was so green that water squirted out every time you drove a nail in. I've got some great shots of them using power tools with no protection that will make Larry Sefton hyperventilate just from looking at the pictures.

Please plan to attend this very informative meeting on March 22nd .

MSWG MEETING MINUTES February, 2007

President Sefton called the meeting to order. He expounded on the following Key items:

- Covered the safety and health issues of the building and pointed out the location of the bathrooms and exits. He talked about the possible overload of the elevator during the last meeting.
- Respect your fellow Woodturners and turn off your cell phone.
- Asked for a backup for the refreshment responsibility.
- Introduced visitors and new members.
- Librarian has not been appointed
- A copy of the club roster has been sent to Klingspor's Woodworking Shop. Should you place an order with Klindspor's, tell them you are a member of the MSWG and you will receive a discount.
- The Woodworker club is now meeting in the same room as we do only they meet on the second Saturday of the Month.
- President Sefton gave a short safety class on the use of and the dangers connected with the bandsaw.
- Minutes of the last meeting was read and approved by the members.
- The Treasurer gave his report and discussed the addition of the new members.
- On January 1 the balance was \$2344.74. January 2 we established an education savings account for future Professional Demos, we have \$682.00 in the account.
- The board and the members voted not to have a swap meeting this year.
- We had 55 Woodturners in attendance at this meeting.
- Rick Cannon gave an excellent demonstration on Staved Segmented Bowls. We will welcome him back or more Demos.

MSWG MEETING MINUTES continued

- Joan Kelly talked about the permanent collection at Christian Brothers University.
- The editor of the Bartlett Express attended our meeting and took numerous pictures.
- The president covered the work that the 2nd VP, Steve Yeomans is doing on the arranging of Profession turners for this year and also 2009

Submitted By Don Wilcut
Secretary MSWG

* * * * *

UPCOMING EVENTS

2008

March 22nd - Ring Master - Rick Gillespie

April 26th - New member

*Jim Adkins will demo
his basket weave
technique.*



Aug - Dave Hout host of "Woodturning Techniques" on the DIY Network

President's Corner

*By
Larry Sefton*



We are moving into the third month of this year with lots of exciting meetings and events planned for the future. A short list of upcoming "biggies" includes the inauguration of the Christian Brothers University (CBU) Permanent Collection, Mid-South Prospective, monthly demos, AAW National Symposium in Richmond, VA, our annual professional demo, Bartlett Festival, Delta Fest, Mid-South Fair, and the list continues to grow.

There is something for everyone; so, get excited, energized and participate! MSWG is growing (please be sure to personally welcome our newest members and guests when you see them). The club will keep growing and be able to offer even more opportunities if we all stay excited, energized and participate. So, set your woodturning goals and get out there and turn!

I would also like to encourage all MSWG members to join the AAW for the great benefits they provide (the magazine alone is worth the price).

Larry

Thanks & Welcomes

We had a great turnout last meeting with over 50 members and guests. Two new members resulted: **Thane Duncan** from Lakeland and **Nancy Boatwright** from Williston TN.

Thanks to those that stayed to help clean up. Bear with us as we learn how to properly set up the room and thanks for your suggestions.

Thanks to **Larry, Don, Joan and Emmett** for their input to the newsletter.

"Turning Southern Style XIV"

The Georgia Association of Woodturners (GAW), dedicated to providing education,

information and organization to those interested in woodturning, will be presenting its annual symposium, "Turning Southern Style XIV". This year's event will again be held at the Unicoi State Park and Lodge near Helen, Georgia on September 19-21, 2008.

Each year the GAW sponsors this event, which features some of the world's leading woodturners and turning artisans.

This year's featured turners include Jimmy Clewes, David Ellsworth, and Bonnie Klein.

Also featured are Nick Cook, Phil Colson, Gorst DuPlessis, and Dave Barriger.

- Vendor Area

As always, the vendor area will be well stocked with tools, wood, and all other woodturning related supplies and equipment.

- Saturday Night Dinner and Auction

Prior to our auction, there will be a banquet dinner on Saturday evening. As always, all proceeds from the auction support continuing education in woodturning through our scholarship program. We encourage all who participate in the symposium to donate a piece to our Saturday Night Auction to benefit the scholarship fund.

- For additional information and pricing, please visit www.gawoodturner.org.

You are encouraged to register prior to August 1, 2008. Refunds for cancellations will be given up to September 1, 2008. Registration is limited to 200, so act quickly.

To register:

Visit www.gawoodturner.org. Print and complete the registration form and mail it, along with your check, to: Georgia Association of Woodturners, c/o Harvey Meyer, 5174 Waterford Dr., Dunwoody, GA 30338

Mid South Woodturners commit to Recycling



Joan Kelly, as many of us are, is committed to recycling. Watch Al Gore's movie on the impact of global warming or the National Geographic's Six Degree's and it will change your mind on the need to do the right thing. Joan has taken it upon her self to start a can and bottle recycling system for the club. All you need to do is place your EMPTY cans and bottles in the designated can which can then be taken downstairs to the recycle center right there at the Municipal Center. Located on the North side of Stage Road at Bartlett Boulevard, between the Bartlett Station Municipal Center (5868 Stage Road) and Walgreens. This center is open 24/7. Assistance is available Monday - Saturday, 9:00 am to 5:00 pm.

Below is a link to "Recycle it Now" a website that helps explain the needs and process' of recycling.

<http://www.recycleitnow.net/environment/recycling.asp?menu=2>

Binh Pho Returns demo pieces

Binh has returned the two raffle pieces to the respective winners Ginger Magouirk and Bob Hobbs. Two beautiful pieces, congratulation to the winners



Shop Talk *By Don Wilcut*

the Florida Woodturning Symposium in Leesburg, Florida

The symposium was held, January 11-13 2008, at the Lake Yale Baptist Conference center located in Leesburg, Florida. The following 'Professional Turners' were demonstrating at the event: Mark St Leger, Lyle Jamieson, Alan Lacer and Michael Hosaluk.

The Florida turners were: Tony Cortese / Simplified Fluting and Extra Embellishing, Dave Barriger / What every Woodturner Should Know About Wood, Carl Schneider / Narrow Neck Vase and Textured and Colored Plate, Emory McLaughlin / Pens, Fishing Lures and Miniature Turning. Workshops were conducted by: Dixie Biggs - Relief Carving, Gene Gross / Enhancement Techniques, Don Geiger / Sharpening Techniques and Franck Johannesen / Hollowing using the Laser Pointer.



Unlike the TAW symposium, that is held Fri and Sat., this symposium is held Friday afternoon (using the local Florida turners both turning and operating workshops) all day Saturday and Sunday morning. Interested participants sign up for the workshops along with their registration. By having the symposium run this way most of the attendees stay for the Auction and the many scholarships/prizes that are given away.

The majority of the attendees reside at the conference center in motel-like environment. They do have an RV/campground on the center grounds. All meals are figured in the registration and the food is quite good and the dining room personnel know how to keep things moving.



Scholarships/prizes that were given away on Sat night before the Auction; PART 1 – School Scholarships (green raffle ticket),_ FWS received tuition scholarships from: 1) Anderson Ranch Arts Center in Aspen Snowmass Village, Colorado, 2) Arrowmont School of Arts & Crafts in Gatlinburg, Tennessee, 3) J.C. Campbell Folk School in Brasstown, North Carolina, 4) Craft Supply USA in Provo, Utah

In addition to the tuition donated by these schools, the Florida Woodturning Symposium reimburses each of the winners of these scholarships up to \$500 in travel and living expenses. The exception is the J.C. Campbell scholarship winner since J.C. Campbell includes room & board in their scholarship.

PART 2: Workshop Scholarships (red raffle ticket). FWS selects 4 of Florida's good "teacher/turners" and ask them to offer a 1-day workshop. For this, FWS reimburses them \$200 from the treasury of the Florida Woodturning Symposium. The winners of these workshop scholarships simply contact the teacher/turner and arrange a mutually agreeable time to do the workshop.

PART 3 – K.L. Jackman (founder and organizer of the Symposium) Memorial Education Grants

The Florida Woodturning Symposium set up a special fund after Ken died. This year FWS awarded seven \$300 education grants. FWS reimburse the winners up to \$300 for attending a woodturning education event such as a symposium, a workshop, a class, etc. The winners must provide documentation in order to receive the reimbursement.

Continued on pg. 6

Shop Talk *continued*

The way it works: This year's attendees were given a green chance and a red chance. They simply choose one of the 4 schools that they'd like to take a chance on winning and drop the green chance in that box. Ditto for the workshop scholarships with their red chance.

For the K.L. Jackman Memorial Education Grants, the names of all attendees who paid to go to rotations were placed in a box and we simply pulled 7 names. The current rule is that you do not have to be present to win the school or workshop scholarships but you do have to be present to win a grant.



Raffle Items

Raffle tickets were \$5; five tickets for \$20

Each year for a number of years, the symposium seeks out donated items and also purchases items for the raffle. The raffle has been a good fundraiser. Examples of some of the bigger items.

3 Jet mini-lathes; (In the past Delta, Jet and Rikon mini-lathes have been offered)


Set of Glaser AAW Special Edition Gouges with rosewood handles.

Gift certificates from both Packard Wood Works & Rocker were given away.

Assisted by: Judy Merkt-Jackman
Special Assistant to the Chairman

What others are doing

Trying to get noticed, talk to Keith Burns. Keith has stepped out there and had 64 of his favorite turnings published by simply using the internet. The publication is a quality piece of journalism that shows what Keith is really capable of. It's a great marketing tool and if nothing else it's a great gift for friends and family.



Should you want a copy of his creation simply click on this address below and follow the directions. I'm sure he'll sign it should you ask.

http://www.blurb.com/bookstore/detail/175638?utm_source=TellAFriend&utm_medium=email&



There are many who say "I don't get any benefit from AAW so why should I join?" But we participate in the chat rooms, read the articles on the their website and so on. This is the time of year, as in our own club, that the annual dues are needed. Please consider joining the national club.
[American Association of Woodturners](http://www.aaawoodturners.org)

The Mid South Woodturners Guild is a not-for-profit organization formed to promote and encourage the art of woodturning and, in doing so, promote and encourage the art and craft of woodturning in general. Membership is open to anyone.

Classifieds

- For Sale: 60" **Oneway Bed Extension** with Leg. Fits both the Oneway 20" and 24" lathes with 44" spindle height. Mint condition. Lathe and duplicator shown in photo not included. New retail is \$995.00. Asking \$600.00. Contact Keith Burns: daytime 774-8830, evenings and week-ends 853-6219 or email: keithandjudi@earthlink.net



* * * * *

- **Porter Cable Omni DoveTail Jig (24")** hardly used. Extras and setup video. Retail over \$500 selling for \$195. Contact Bob Speier @ 756-9315 or robtspeir@aol.com Will email pictures if interested.

Follow up on Safety

To help clarify some of what Larry Sefton was talking about during his safety comments on Saturday he sent this editor pictures to help. The first is the wedge being used to help the saw blade from getting hot and jamming. The second is showing the use of kerf cuts which cause the cut wood to fall away.



Really good information! Thanks Mr. President!

Links to help you out

CRAFT SUPPLIES USA
— THE WOODTURNERS CATALOG —

www.woodturnerscatalog.com/




www.packardwoodworks.com/

THE WOODWORK SHOP, INC.
Professional Tools, Fine Hardwoods & Custom Woodwork

8500 Wolf Lake Drive Suite #1
Bartlett, TN 38133

AAW Spring 2008 Journal



Mid South Woodturners & Christian Brothers University

ESTABLISHMENT OF THE MSWG PERMANENT COLLECTION AT CBU

As we have decided as an organization to accept the invitation to establish a permanent collection of wood turnings at Christian Brothers University (CBU) the following guidelines shall prevail:

MISSION STATEMENT FOR THE PERMANENT COLLECTION AT CBU

It is the goal of the Mid-South Woodturners Guild to display a broad variety of turned forms, forms that reflect the many specialized techniques and skills that turners bring to the lathe.

- To display utilitarian items that reflect historical roots in turning useful things and that also embody the pleasing design elements that shade the functional toward the artistic.

- To display nonfunctional turned objects that succeed mostly on the strength of their artistry, without significant ties to any other use or function.

- To focus primarily on use of the lathe for design and artistic expression, although turnings that have been altered through carving, texturing, manipulation, incorporation into non-turned items, etc., are eligible.

- To demonstrate that artistic creativity and design excellence are within the grasp of the professional and the amateur artist alike. To spread the idea that the production of art and the appreciation of art are more accessible than people might think.

- To remind people that wood is one of our most enduring and satisfying art media, that wood is deeply pleasing to see, touch, and hold.

SELECTION OF TURNINGS FOR THE FOUNDING DONATION

In the first year, the guild shall assemble a collection of 10-12 pieces of work, representing as many members as possible to meet the above stated mission. These works will be selected by

a jury of three people who will be appointed by the Board of Directors. The board will strive to include two guild members and one person outside of the club who is active in the visual arts, either as a practicing artisan or as a gallery manager or other member of the art community. Members of the guild are encouraged to make recommendations for the jury.

Members, including those on the first jury, wishing to have work included may submit up to three pieces. They may designate that all three pieces are available for donation to the collection or may state that the jury may select one of the three for the collection. Once donated, the work is the property of CBU. (Each piece given to the collection must be accompanied by a "Deed of Gift" and if the artist desires, the University will send them a letter thanking them for their gift which "they have valued at \$__.")

The Board will establish the first jury by May, 2008, and the selection process will take place in July 2008. Christian Brothers University will be notified of this schedule so that, if they choose, they may publicize the donation in conjunction with their opening exhibition in the gallery in August.

ANNUAL ADDITIONS TO THE COLLECTION

Further donations to the collection will be made on an annual basis. Again, the board will appoint a jury of three people, striving to include one member who is outside of the guild membership, but who has ties to the art community. This jury (year two and beyond) will select 1-3 pieces to add to the collection. The members of this jury will be ineligible to submit their own work. Furthermore, members who have had work accepted as annual added donations will be ineligible to submit work the following year.

The board shall reserve the right to revise these policies as needed to best fulfill the Mission Statement.

Members of MSWG shall not contact CBU as individuals regarding donations to the permanent collection. All related business shall pass before the MSWG Board of Directors.

Tips & Helpful Ideas

Sandpaper

This out take of a chat room conversation was captured by Emmett Manley on Friday Feb 22 @ 11:20am on WoodCentral.com. This is the actual response to a question by Bill Neddow.

“First I will address grits. There are dozens out there, but for woodturners, there is a nice little rule of thumb that will keep you from jumping too far up the grit scale and spending needless time trying to get out deep scratches with paper that is too fine.

The rule is as follows: When moving from one grit to another, DO NOT jump more than half the number of the previous grit. Sounds complicated, but it is not. Start with 80 grit. Add half that number (80 + 40) and you get 120 -- which is the next grit to use. Add 120 and 60 and you get 180 grit -- your next step. So the steps, for simplicity sake, are 80 grit, 120, 180, 220, 320, 400, and 600.

Sanding by hand is fine, but you might want to try power sanding with Velcro-based pads. There are many of these on the market, but the best is made by Tim Skilton. I have had some of his pads for years now and I finish about 250 large bowls a year. Some of the others have lasted 10 minutes or less. Most good woodturning outlets sell the Skilton pads.

Several people have mentioned sanding with the lathe at low speed. This is good -- but more important in heat buildup is the pressure you put on the sandpaper. If the paper is heating up, apply less pressure. If that does not work, then slow the lathe down. Also, keep the sanding pad as flat as you can. If you can cut an unused 2 inch disk out of your old 3 inch pieces of sandpaper, you are holding the pad at too much of an angle. I know there are papers out there with wavy disks to keep you from getting cuts in the wood from the edges of the sandpaper -- but you don't need these if you are holding the pad relatively flat.

There are literally thousands of

sandpapers out there. I have not tried them all, but have tried hundreds that the manufacturers claim are for sanding wood -- as well as quite a number originally designed for steel (they obviously last longer).

If you are looking for inexpensive but decent paper, buy some Industrial Abrasives Rhino Grip (<http://commerce@riverweb.com>.

8002/hnlsandpaper.html)

Good stuff that comes in one yard by 39 inch sheets. Just simply rip some off if you are hand sanding, or cut it with an old hole saw if you want disks. Take the drill bit out of the middle of the hole saw, grind off the teeth (and sharpen the edge), mount it in a drill press, and cut out what you want with the paper laying on the drill press grit side up.

Most of the papers sold to us are made of aluminum oxide. And they work well. But there are two others out there that are not aluminum oxide, and are even better.

The most easily available is Astra Dot. It is sold by WoodChuckers Supply (1-800- 551-0192) It is made in Japan and WoodChuckers is the only North American supplier. It appears to be silicone carbide which has been electrostatically placed on the backing. That is the stuff your grinding wheels are made of -- so it stands up well on wood. And because it is electrostatically placed, it does not clog like your sanding wheel. Cindy Drozda is a fan of this papers, as is Clay Foster. The paper comes in 6"x39" rolls (the most economical) or pre-cut in 2 or 3 inch disks.

The other incredible paper is Norton A975 (Dry Ice). This is a pure ceramic grit. Steve mentioned a Carborundum red paper he got at a symposium. It is similar, but a mix of aluminum oxide and ceramic (Norton and Carborundum are the same company). Like the Astra Dot, it lasts forever. Although these papers are relatively expensive, I find them more economical in the end for production turning.

Tips & Helpful Ideas

Sandpaper con't

The A975 is harder to find as it is new on the market. Any cabinet maker friend can get it from a wholesaler, but I have not yet seen it on the retail market. It comes in 6 inch disks. From that I can make two 3-inch disks for 32 cents and two 2-inch disks for 16 cents. (Or 6 two-inch disks for 15 cents apiece).

3M also makes a pure ceramic sandpaper, but it has a sticky back, not a Velcro one, and is only available in the coarser grits.

Slightly further down the scale is the Norton 3X, which many people have discovered. It is similar, but has less ceramic grit. It also does not come with a Velcro backing -- but if you are hand sanding, you do not need this anyway.

To get full value out of these papers, keep them away from CA glue, as it will ruin them as quickly as inexpensive paper.

Now, that is probably more than you ever wanted to know about sandpaper, but I am just starting to get warmed up. Better stop now.

Just remember, there is no such a thing as bad sandpaper. The companies go to incredible length to make products best suited to a wide variety of applications. If the paper is not working, then it probably is designed for a different application."