

August, 2019



AAW | OFFICIAL CHAPTER
AMERICAN ASSOCIATION
OF WOODTURNERS



MSWG

Board of Directors

President
Mike Maffitt

Vice President
Bob Wolfe

Secretary
Joseph Voda

Treasurer
Matt Garner

Members at Large

Bill Bleau
Sam Dawson
Larry Sefton

Webmaster
Mike Maffitt

Librarian
Richard Hiller

Newsletter Editor
Joseph Voda

Cover Photo

MidSouth Perspective:
Defined Blank
Jim Tusant,
Puzzle Box
by: Mike Maffitt

IN THIS ISSUE

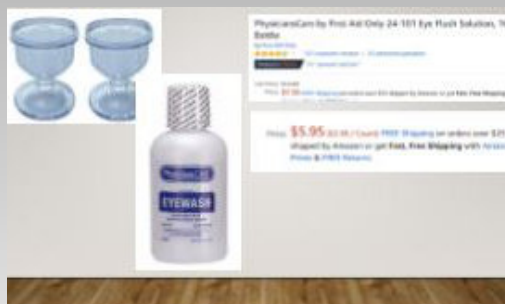
- Page 02 - In This Issue
- Page 03 - The President's Corner
- Page 04 - "Have You Met Our New Member?"
- Page 05 - "In The Rear-view Mirror"
- Page 06 - August Demo, Rick Cannon
- Page 07- Instant Gallery
- Page 14 - Upcoming Events
- Page 15 - Mentors List
- Page 16 - Club Sponsors




The picture to the left (top) is a sample of the information presented in the "Tips & Tricks On Steroids" demo of last month. It was the opening slide in Larry Sefton's portion of the topic.

He opened his presentation with, "Anyone know what this is?" Ever the safety engineer, he was happy to hear at least a few correct responses: eye wash cups.

Regardless of the value of any of the tips and tricks offered, none is more important than one's personal safety. Larry urged us all to take inventory of our shop's safety equipment and address any shortfalls that would have us "blindly" running into the house for emergency-care items, which should have been at hand.



President's Corner



By: Mike Maffitt

Hey Folks,

I hear it is going to be hot today. It doesn't matter what day you read this, it will probably be true. Talk about miserable. I used to work out in this stuff when I was younger.

September is quickly approaching and so are the two craft events that we will be involved in this fall, The Bartlett BBQ Festival and The Pink Palace Craft Fair. I can't stress to the people who have never been involved in these events how much fun they really are. Yes, they take time and engulf an entire weekend but the rewards, to me, far make up for it. Please plan on jumping in and participating in one or both of these events. If you have never turned a pen, no worries, we will have you turning pens very quickly and producing a quality product. At the Pink Palace Craft Fair, you have an opportunity to do several things. You can sell, help set up and tear down, demonstrate for the masses and just hang with the guys and gals for a few days and shop. What could be better than that? The Bartlett BBQ Festival will be Friday night the 27th of September from 6 - 9 p.m. and all-day Saturday from 10 a.m. - 5 p.m. This event is the same weekend as our normal event at the Bartlett Municipal Center so we will manage both events that weekend. The Pink Palace Craft Fair will run from Friday and Saturday October 11&12 from 10 a.m. - 6 p.m. and Sunday, October 13, from 10 a.m. - 5 p.m. We can't wait to have a great time with everyone.

I was thrilled with the quality of the pieces that were turned in for The Midsouth Perspective. Thank you for everyone who participated in the event, it will certainly help out the club and make our auction a great event in December. I hope the pieces turned in gave some inspiration to our new members and maybe some new ideas on a direction for a new piece.

We have some great talent lined up for this fall at The Midsouth Woodturners Guild. We have enlisted the talents of Matt Monaco for Oktoberfest this year. Matt has demonstrated at AAW Symposiums and turns some really, beautiful bowls. I think you will be impressed with his work. He will do a morning and an afternoon session for the club. We will also have two of our own members that will demonstrate turning ornaments after the morning break which will hopefully give everyone the incentive to turn a piece for the November President's Challenge, which surprisingly enough will be a Christmas ornament. Grab some of the fall newsletters from our website, www.midsouthwoodturners.com to see what has been done in the past and get some inspiration.

In November we will have a wonderful and innovative turner, Mark Sfirri. Mark has turned at many regional and national symposiums and will open your eyes to offset turning. I think you will find his work amazing and original. Anyone who wants to attend Mark's demo and is not a member of MSWG will be asked to pay \$25.00 for the event.

President's Corner (cont'd)

We are still looking for volunteers to join our talented Board of Directors. We have identified two members who wish to serve the club and we still need one more enthusiastic person to join us on the board. We must declare the nominees by Oktoberfest so they can be voted on at the November meeting.

I will be heading to Waco, TX and will not be at the August meeting. But I do look forward to seeing your smiling faces very soon.

Mike Maffitt



Remember the universal motto of all volunteer organizations:
 “If *EVERYONE* does a bit of the work; *NO ONE* does all the work!”

“Have You Met Our New Member?”

By: Ray Tanner

(Well, as promised we are getting caught up with recognition of our members. Say “Hello” and buy them a cup of coffee! [Lol] . Ed.)



Larry Briggs joined our guild in January, 2019 having heard about us while attending a demonstration at the Woodwork Shop (one of our sponsors). He is now retired from a long career in wholesale pharmaceutical distribution with Mckesson Drug and AmeriSource-Bergen Drug companies. Prior to that he served 4 years in the U.S. Navy.

Larry has his own woodshop and dabbles in photography as well. He enjoys traveling and has lived in eight states in the northwest, midwest and southeast U.S. He was born and raised in Oak Harbor, Washington. He volunteers regularly at the local Veterans Hospital as a transporter for patients.

Larry would appreciate seeing more demonstrations and instruction on the basics of turning for beginning and somewhat rusty turners.

Please introduce yourself to Larry. Then, if you have personally taken advantage of the our Mentor Program, urge him not to wait for basic instruction demos. Explain your own experience and how it helped jump-start you in a particular skill or technique.

“In The Rear-view Mirror”

“Tips and Tricks on Steroids, Part Deux!”

Text by Joseph Voda, Photos by Mike Maffitt

AMAZING! This is was, actually, MSWG’s third demo installment of *Tips and Tricks on Steroids*, since 2008. Still, the topic is always a hit with the membership, generating positive comments about the value of the information, even as the demonstrators began packing. Many times we might struggle for a solution to a perplexing aspect in woodturning, and these presentations can offer a “light-bulb” moments that save time and effort.

From a publication standpoint, the mass of information makes providing a concise recap perplexing. Thanks to all those members who offered feedback, requesting more of this subject, more often. I am looking into the possibility of adding a page for this topic into the website. Demonstrator Larry Sefton has provided a portion of his data in a written document, which we are attempting to place in the Members Section of the MSWG website. As fate would have it, Mike Maffitt (one of the demonstrators) was the only one with presence of mind to take pictures, so he is not represented in those below. (An attempt to rectify this is in process. Ed.)



“Don’t settle for adequate lighting, get creative!”
- Joseph V.



“A well-equipped shop always has a pencil at hand!”
- Larry S.



August Demonstration - Techniques In Woodturning Work with Rick Cannon

By: Rick Cannon

Hello All,

In my demo, I will walk through “my” process:

1. draw out the desired outcome, choosing materials, putting the geometry and math to it (cut list).
2. cut the materials to the design sizes, strips then segments.
3. build rings and, again, my way of flattening them, then assembling them.

I hope to be able to show all of this through final assembly and maybe a little on finishing. I will not completely finish the piece at the demo, but I will have it for the party at Christmas. I will turn, but don't intend to sand.

Rick Cannon



30" tall vase of
Mahogany/Quilted
Maple



8" diameter Urn of
Sassafras/Walnut



24" tall vase of
Sapelle

Breaking News!!

Tennessee Craft has announced their Master Artist/Apprentice Program (MAAP) for FY2020. Rick Cannon, of the MidSouth Woodturners Guild, has been selected to participate in the program as Master Woodturner. Copy and paste the link, here, to find out more about MAAP and enter your application.

<https://nam01.safelinks.protection.outlook.com/?url=https%3A%2F%2Ftennesseecraft.org%2Fprograms%2Fmaap%2F&data=02%7C01%7C%7C36f5767146b643d0887d08d724dcf9bd%7C84df9e7fe9f640afb435aaaaaaa%7C1%7C0%7C637018403805003177&sddata=wRaSPFi4wH6yPvP7%2FcUG4MZTAnRnaBlfLoAmPPZUuw%3D&reserved=0>

Instant Gallery

Photos By: Mike Maffitt



Rick
Cannon



Instant Gallery (cont'd)

Photos By: Mike Maffitt



Mike Maffitt



Mark Maxwell



Jeff Brann



Instant Gallery (cont'd)

Photos By: Mike Maffitt

Jonas
Nemanis



Instant Gallery

Photos By: Mike Maffitt



Jim
Tusant



Instant Gallery

Photos By: Mike Maffitt

Larry
Sefton




Paul
Sherman



Instant Gallery (cont'd)

Photos By: Mike Maffitt

Skip
Wilbur



Instant Gallery (cont'd)

Photos By: Mike Maffitt



Joseph
Voda



Matt
Garner



Sig
Schwartz

Upcoming Events

2019 - 2020

- **2019**

- August 24 Rick Cannon(<https://wreg.com/2012/11/20/wood-turner/>)
Techniques In Segmented Woodturning Work
- September 27 (Fri 4 hrs) - Bartlett BBQ Festival, "Pens For Troops" MSWG Public Demo
- September 28 TBD Monthly Meeting
Bartlett BBQ Festival, "Pens For Troops" MSWG Public Demo (Cont'd)
- October 26 Oktoberfest, Featured: Matt Monaco (<https://www.monacobowls.com>)
Add'l Demos: Ornament - Joseph Voda, MSWG; Ornament - Rick Gillespie, MSWG
& Member Tool Swap/Sale
- November 23 - Mark Sfirri, (<https://www.marksfirri.com/about>)
- November 24 - Mark Sfirri, Workshop Subject
- December 14 MSWG Christmas Party

- **2020**

- January 18 TBD
- February 22 Jason Clark (<http://jtcturning.com/about.htm>)
- March 28 Trent Bosch, Video Demonstration (<http://trentbosch.com/about/statement/>)

Mentors Program

All members of MSWG are invited to contact the following mentors to learn a new technique, improve their turning skills or turn something different. Mentors are volunteers and do not charge.

Contact information is on our website under Members Only and the Roster. Sessions should last no longer than 3 hours and be scheduled at the convenience of the mentor.

Benson, Joel	Wood Selection, Turning Green Wood, McNaughton Coring, Chain Saw Sharpening/ Maintenance, Chain Saw Use/Safety
Cannon, Rick	Segmented Bowls
Maffitt, Mike	Bowls, Platters and Lidded Boxes
Sefton, Larry	Milk Paint, Make Your Own Pyrography Unit, Hollow Forms
Stone, Rick	Finials, Bowls (incl. Natural Rim), Boxes, Spindles, Carving, Finishes, Pyrography, Making Tools, Turning Tool Basics (incl. Sharpening)
Tusant, Jim	Bowls, Hollow Forms, Pyrography, Carving, Dyeing, Tool Use
Wilbur, Skip	Bowls, Hollow Forms, Goblets, Finials
Wolfe, Bob	Bowls, Hollow-forms, Platters, Embellishment

Club Sponsors



Phone:
1-(800)-551-8876

<http://www.woodturnerscatalog.com/>

The Woodwork Shop, Inc
8500 Wolf Lake Drive
Suite 101
Bartlett, TN 38133

Phone: (901) 755-7355

Fax: (901) 755-2907

Email: thewoodworkshop@bellsouth.net



Jim Cole Tommy Crawford Evans Woodward Floyd Carter