


March 2019



AAW | OFFICIAL CHAPTER
AMERICAN ASSOCIATION
OF WOODTURNERS



MSWG

Board of Directors

President
Mike Maffitt

Vice President
Bob Wolfe

Secretary
Joseph Voda

Treasurer
Matt Garner

Members at Large
Bill Bleau
Sam Dawson
Larry Sefton

Webmaster
Mike Maffitt

Librarian
Richard Hiller

Newsletter Editor
Joseph Voda

Cover Photo

Pitcher
Jonas Nemanis

by: Mike Maffitt

IN THIS ISSUE

Page 02 - In This Issue

Page 03 - President's Corner

Page 04 - A Member's Sale "UPDATED!!"

Page 05 - Shavings: *Worthless?*

Page 06 - March Demonstration, Dennis Paullus

"Hollow Forms Using Hand-held Tools & More "

Page 07 - "In The Rear-View Mirror"

Page 08 - M.A.S.E.

Page 09 - Instant Gallery -February

Page 11 - Upcoming Events

Page 12 - Mentors List

Page 13 - Club Sponsors




Once again, we had a demonstrator who provided an informative and entertaining meeting. Mike Hunter of Hunter Tools, is comfortable in his creation of the project, which produces with his line of scraper tools.

Continuing his on-site discount offer for all tools or replacement cutters purchased, Mike provided a nice 15% off during the demo. Reason enough to attend, when you are using his tools! (My money says he was a circus barker in a previous life.)

For more about Mike's demo, see the article: "In The Rear-view Mirror", later in the newsletter.

President's Corner



By: Mike Maffitt

Hey Guys and Gals,

Welcome to the strange weather of the Mid South, Memphis area. Wow. This is a crazy time to figure out what to wear for the day, you certainly can't plan for the whole week. Coat, shorts, long sleeved shirt, t-shirt, who knows. Before you know it, it will be summer and you won't have to worry about it.

For all of those who weren't at the meeting this past month, we now have the bat billets for our Mid South Perspective pieces. The billets are \$3.00 each and you can pick them up at the next meeting. The Mid South Perspective pieces can be anything you can think of making out of one bat billets and the piece must be made of at least 80% of the billet, the other 20% can be of any material you wish to add. The piece must be a turned item but can be on a stand. All Mid South Perspective pieces will be the property of MSWG and will be auctioned off at our Christmas party. We will produce a book of all of the items and we will keep a copy in our club library.

We have a bevy of new members joining the club lately and we want to make sure all of them are made to feel welcome, so make sure to introduce yourselves and chat them up.

For our March meeting we have our own Dennis Paullus demonstrating for us. Dennis has been a demonstrator at regional symposiums and will be a demonstrator at the upcoming AAW National Symposium. Congratulations! Dennis will be demonstrating hollowing a vessel this upcoming

meeting, which is a skill we haven't seen in quite a while.

This month we have a President's Challenge due, which is a Lidded Box. The box dimensions are no larger than 3" wide and 6" tall. There will be 3 categories which are Beginners, Plain Wood and Embellished Surface. The winner of each category will receive a \$25.00 prize and their pieces will go into the club auction this Fall. I always look forward to all the creative ideas our members come up with and we always have great participation. We will happily accept any of the President's Challenge pieces members wish to donate to the club for the auction.

This is the time of the year to start roughing out your bowl blanks for the pieces you wish to donate to our charity, "Memphis Empty Bowls". The bowls need to finish out around 6" to 7" and roughly 3" deep. They will accept larger pieces for their silent auction, if you wish to donate a piece for that. We collect the bowls during our November meeting, so get busy hogging out the wood blanks.

We also received 150 pen kits for our Pens For Troops effort that we have been doing for the last 5-6 years. We sent 126 pens to The Woodcraft Store in Franklin, TN, sends us the mechanisms each year and is our contact for shipping the pens to the charity HQ. We will be participating in the Bartlett BBQ Festival again this year turning pens for this effort. The event will be in late September, so we might move our September meeting up to the weekend of the 21st, to accommodate the event.

President's Corner (cont'd)

The Pink Palace Craft Fair will be held October 11th - 13th, this year. For all the new members, we have a fabulous time interacting with the local crowds and demonstrating woodturning for them. We added a second lathe to our booth this past year, setting it up outside the tent and we had huge crowds watching as we turned pens, tops and ornaments such as trees and snowmen. We have a double-spaced booth, that we set up and sell our woodturned items to those in attendance. Our booth has proven to be a hit every year that I have been involved and is a great money maker for the club. Talk to one of our board members, if you want more information about this event. Get involved, you will love it!

I had every intention to pick up wood at the Old Gin Lumber Sawmill this week, but I threw my back out last weekend and I am mending up. I promise to get the wood picked up soon, so we can begin milling the wood down for our 2019 crop of Beads of Courage boxes, which we donate to LeBonheur Children's Hospital.



I look forward to seeing each and every one of you, this upcoming meeting on the 23rd. Happy turning!

Mike Maffitt

20-20 Hind-sight...



"Darn, I knew I shoulda' harvested and processed that tree yesterday!"

A Member's Sale - Going, Going, ?

Offered by **Marcus Boyd, 901.281.5578**

- Dewalt 12 in. Double-bevel, Sliding Compound Miter Saw w/Custom Rolling Cabinet.....\$600

Shavings: Worthless?

By: Bill Bleau

As a wood-turner we are all making “shavings”, as we create our beautiful bowls, plates, hollow-forms, etc. But as these projects are completed, we are left with a pile of “shavings” that are useless. *Are they useless?*

The more you learn about woodturning through practice, listening/watching others and attending demonstrations, you will know that these “shavings” are not at all useless.

Kip Christensen has written two articles for the *American Woodturner* journal, which discusses “shavings”. These articles are: “The Scales and Chords of Spindle Turning” (February 2017) and “Ten Principles of Clean Cutting” (February 2016).

These articles discuss the proper tool techniques for wood-turners, so that tear-out and sanding can be reduced or eliminated. So what does this have to do with those useless “shavings”? “Everything!”

These “shavings” in their size, and shape, directly relate to the tool’s condition and how it is cutting the wood. These “shavings” are the in-process feedback to the wood-turner. As a ‘turner, these in-process signals need to be monitored, with actions taken, where needed.

If the “shavings” are of the correct size and shape, the cutting process yields a clean cut, which does not result in tear-out and/or require sanding. “Shavings” that are not of the correct size and shape, signal that the cutting process is incorrect, hence the results will not be satisfactory. They signal that the tool needs to be sharpened or that the tool presentation to the wood is not correct. Either way, the cutting process is not going to yield the desired results.

So, the next time you are turning that beautiful piece, remember to evaluate those “shavings” for their size and shape, as they are your best signal of a good quality cut. Take the time to read these two articles, so as to gain a better understanding of the importance of these “shavings”. It will most certainly improve your turning work.



March Demonstration

(Hollow Turning) with hand held hollowing tools,
Green wood turning with end grain orientation and side grain

Dennis Paullus
Arlington, Tn
901-409-5802
dpaulus@rittermail.com
dennispaullus.pro

clubs, regional symposiums and at the national level too.

As I start the 23rd year of sharing the techniques that I have learned from the woodturning world to my students and fellow woodturners, I find that my passions have not dimmed but burn ever brighter with every year.



I'm a woodturner and carver. I started my woodturning in 1996 when I received a lathe for Christmas. I struggled trying to learn how to turn until I joined a local woodturning club in Memphis Tn. Since then I have been on a journey of learning and discovery of the woodturning world. I am a product of the woodturning world, I have been taught and mentored by my fellow club members and I have attended many national and regional symposiums.

I turn functional and sculptural work. I have turned many, many bowls and hundreds of boxes, both lidded and threaded. Hollow vessels have become a favorite project of mine too. Carving, texturing and embellishing has also become a big part of my work today. The simple and even extraordinary embellishments can be accomplished with surprisingly simple tools and techniques. I'm a full time professional turner and have taught and demonstrated at local

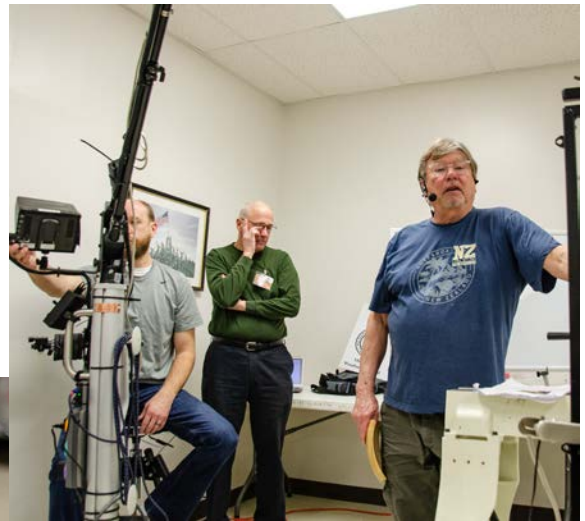
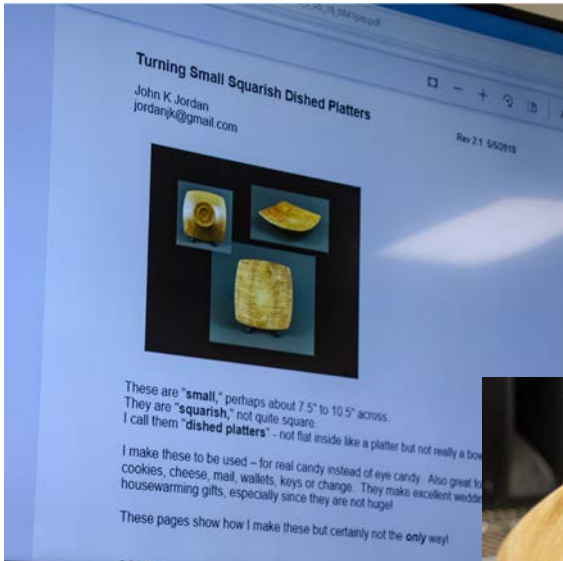


“In The Rear-view Mirror”

February Demo - A “Squarish” Dish Platter

Text by Joseph Voda / Photos by Bob Wolfe / Edited by Mike Maffitt.

Mike Hunter gave us a demonstration in the use of his tools by producing a “Squarish” Dish Platter. Mike likes to demo this design by John K. Jordan, as it highlights the features of his scrapers.



M.A.S.E.

(Memphis Academy of Science and Engineering)

By Mike Maffitt



school on many occasions to help them out. Late last year, Joseph Voda upgraded his lathe and donated his old lathe to the school, which is planning to quickly get it refurbished and put into service. The kids are currently turning on a Delta midi-sized lathe and I was able to procure a chuck for them at the Wright Pillow estate sale last year.


I am currently working on building them a sharpening system to add to their existing grinder, so they can more consistently sharpen their turning tools. They are currently relying on Daniel to hand sharpen all the tools, and the quality and consistency is just not there yet. Sharp tools equal so much more enjoyment.

If you have any unused hand or power tools laying around your shop, let me know and I will be glad to see if they can use them. Last year the Guild applied for and received a tool grant from the AAW Tool-Bank and I was able to present them with 8 new and gently used high quality turning tools. Thank you AAW. It is so satisfying to see these kids working with their hands and not staring at the screen of their phone.

The Memphis Academy of Science & Engineering school located at 1254 Jefferson Avenue in Memphis, TN contacted me last year, asking for someone to help mentor students at their facility. The school, which is the first science, technology, engineering, and mathematics (STEM) charter school in Tennessee, started its own woodworking class and needed help.

I began working with them early last year and donated a small router table and various other tools to help get them going. The class I am working with is instructed by Daniel Wallace who has been very grateful for everything that we have been able to accomplish with equipment and the students.

Their immediate need was instruction on the wood lathe and I have been able to visit the



Instant Gallery

By Mike Maffitt

Jeff Brann



Rick Cannon



Jonas Nemanis



Avi Pelc

Instant Gallery (cont'd)

By Mike Maffitt



Dennis Paullus



Jim Tusan



Skip Wilbur

Upcoming Events

2019 - 2020

- **2019**

- March 23 Dennis Paullus
- March 23 Deadline for President's Challenge - Lidded Boxes
- April 27 Bob Wolfe
- May 25 TBD "Tips and Tricks on Steroids-Part 2"
- June 22 Sammy Long (Magnolia Turners chapter) Carving Demo
with a June 23 Hands-On Carving Class
- June 22 Mid South Perspective Pieces Deadline at meeting!
- July 11-14 AAW International Symposium, Raleigh, NC
- July 27 Demo TBD
- August 24 TBD
- September 28 TBD
- October 26 Oktoberfest, Demo TBD
- November 23 Mark Sfirri
- December 14 Christmas Party

- **2020**

- January 18 TBD
- February 22 TBD
- March 28 Trent Bosch, Video Demonstration

Mentors Program

All members of MSWG are invited to contact the following mentors to learn a new technique, improve their turning skills or turn something different. Mentors are volunteers and do not charge.

Contact information is on our website under Members Only and the Roster. Sessions should last no longer than 3 hours and be scheduled at the convenience of the mentor.

Benson, Joel	Wood Selection, Turning Green Wood, McNaughton Coring, Chain Saw Sharpening/ Maintenance, Chain Saw Use/Safety
Cannon, Rick	Segmented Bowls
Maffitt, Mike	Bowls, Platters and Lidded Boxes
Sefton, Larry	Milk Paint, Make Your Own Pyrography Unit, Hollow Forms
Stone, Rick	Finials, Bowls (incl. Natural Rim), Boxes, Spindles, Carving, Finishes, Pyrography, Making Tools, Turning Tool Basics (incl. Sharpening)
Tusant, Jim	Bowls, Hollow Forms, Pyrography, Carving, Dyeing, Tool Use
Wilbur, Skip	Bowls, Hollow Forms, Goblets, Finials
Wolfe, Bob	Bowls, Hollow-forms, Platters, Embellishment

Club Sponsors



Phone:
1-(800)-551-8876

<http://www.woodturnerscatalog.com/>

The Woodwork Shop, Inc
8500 Wolf Lake Drive
Suite 101
Bartlett, TN 38133

Phone: (901) 755-7355

Fax: (901) 755-2907

Email: thewoodworkshop@bellsouth.net



Jim Cole Tommy Crawford Evans Woodward Floyd Carter