



# TURNERS TALK

THE MID SOUTH WOODTURNERS GUILD





### MSWG

#### Board of Directors

**President**  
Mike Maffitt

**Vice President**  
Bill Bleau

**Secretary**  
Joseph Voda

**Treasurer**  
Doug Woodward

#### Members at Large

Bill Bleau  
Jeff Brann  
Larry Sefton

**Webmaster**  
Mike Maffitt

**Librarian**  
Richard Hiller

**Newsletter Editor**  
Joseph Voda

### Cover Photo

November Demonstrator -  
Mark Sfirri

Photo By: Mark Sfirri

# IN THIS ISSUE

Page 2 - In This Issue

Page 3 - The President's Corner

Page 5 - "Have You Met Our New Member(s)?"

Page 6 - "In The Rear-view Mirror: November"

Page 7 - "In The Rear-view Mirror: December"

Page 9 - Instant Gallery

Page 10 - Upcoming Events

Page 11 - Mentors Program

Page 12 - Club Sponsors



This picture to the left, is Mark Sfirri of Pennsylvania, our guest demonstrator and workshop instructor for November. Mark presented a very "interactive" demo and workshop. Check our website often, to see who our upcoming demonstrators will be.

The MSWG held our annual December Christmas Brunch and Auction at our usual meeting facility, the Bartlett Station Municipal Center. This meeting is always full of good food, good friends and an opportunity to bid on a good value of woodturned art donated by the year's guest demonstrators and Guild members.

# President's Corner



**By: Mike Maffitt**

Welcome to 2020

I am always amazed and excited to see what the new year may bring my way. In some instances, there are many sadnesses in the passing of loved and cherished members of our lives and families. On the other hand, we have the victories of growth and the acquiring of knowledge and talents that make us the artists and artisans that we are and hope to be. I came into this world learning and growing, and I hope to pass this world striving to learn and grow.

We are planning events this year that will help our members to learn and grow, which is basically our goal as an organization. We want to ensure our members are capable in skills that will allow them to produce pieces confidently and be so proficient that they want to share their knowledge with others. And so, we grow, and so we continue as a club. I am looking forward to a great new year.

The talented artist who will be demonstrator this month is none other than our own Jonas Nemanis. Jonas has been and continues to be, one of the most talented and practiced turners that our club has produced. Jonas joined our club and immediately took advantage of our mentoring opportunities as he learned and continued to grow as an artist. He is currently one of the finest artists and turners in the club and I look forward to seeing what he has to share with us.



We have an excellent woodturner coming to share with us in February, Jason Clark. Jason will be sharing an all-day demo with us on Saturday and the following day, Sunday, we will have a Hands-On class at Larry Cutliff's home in Mason, TN. There will be a sign-up sheet at the January meeting for the Hands-On class.

Matt Garner informed me that the person who was the driving force at our charity, Memphis Empty Bowls, has retired. This has effectively canceled the need for our participation and from what I understand, the event is no more. This leaves us with two charities we currently support, Beads of Courage and Pens For Troops. Persons who turned in bowls for this event are encouraged to pick up their pieces and use them for other events like the Pink Palace Craft Fair.

At the end of 2019, we lost one of our past presidents of The Mid South Woodturners Guild, Bob Speier. Bob, to the new members, had relocated to Kansas City, Missouri and was active in the woodturning club there. He will surely be missed by all who knew him, and we appreciated his, and his wife Sandi's, passion for woodturning.

At the end of every year, we wrap up the year with our Christmas party. I encourage everyone who can possibly attend to come join us in the future. We cannot hope to plan our event to be convenient for every member, but we schedule our event early in December to hopefully allow a majority of our members to attend. This proves to

# President's Corner (cont'd)



be a factor for the coming year, in that our club auction provides funds that allow us to bring people in to demonstrate for the club. Without the people who show up in December and bid on donated items, we would be resigned to charge our members a fee to bring noted talent in. This is exactly where our club stood in its early years and many other clubs face this same challenge today, finding funds to keep demonstrators coming in and keeping people entertained.

At the end of every meeting, we have a raffle, that includes wood and shop items. This revenue

helps keep the club running and provides funds to buy donuts and coffee for our meeting. Please consider bringing unused wood, tools and shop items to each club meeting and putting them in the raffle.

I look forward to a productive year, let's grow together.

Mike Maffitt



Remember the universal motto of all volunteer organizations:  
"If *EVERYONE* does a bit of the work; *no ONE* does all the work!"

Board of Directors

Videography

Meeting Set-up /  
Tear-down / Clean up

**"How Can**

**I**

**Help?"**

Committee Chair for  
"Beads of Courage"  
Charity

Meeting Refreshments  
Set-up / Clean-up

Demonstration  
Development  
Committee

Committee Chair for  
"Pens for Troops"  
Charity

Raffle Organization and  
Execution

**Contact A Board Member To Join The Team, Immediately!**

# “Have You Met Our New Member(s)?”


By: Ray Tanner

## Andrea Baumann



Andrea Baumann joined our guild in September, bringing with her extensive experience in carving plastics, bending wire, soldering and spot-welding devices inside small, enclosed spaces. Even

though she is a novice woodturner, her tool skills are clearly demonstrated in two of her first pieces (see picture). Andrea has a wide range of hobbies. Some of the more interesting are playing piano and guitar, surfing, chess and politics. She uses a dental lathe grinder with CBN wheels for sharpening her turning tools. Andrea lists Cindy Drozda (former MSWG demonstrator) as her principal inspirational wood artist. She has considerable experience teaching, marketing, and in organizational management. She has two adult daughters. Andrea's parents were gifted craftspeople, as well. Join me in welcoming Andrea to our Guild.



cooking and travel (much of the U.S., France, and a stint in Wurzburg, Germany). Dan and his wife Vicki have two sons and two grandchildren. He has managerial experience and frequently conducts estate planning seminars. It is a pleasure to welcome Dan to our guild.

**Give out a card,  
Start a conversation...  
Bring in a member!**

(This is our new card design. Keep a few close at hand, so you are ready to invite our “next, new member”!)



**Mid South  
Woodturners Guild**  
meeting the 4th  
Saturday every month at:  
**Bartlett Station  
Municipal Center  
5868 Stage Road  
Bartlett, TN 38134**

[www.midsouthwoodturners.com](http://www.midsouthwoodturners.com)

## Dan Murrell



Dan Murrell joined MSWG last month, in October. Matt Garner interested him in our group following Dan's wife's generous birthday gift of a new lathe, turning tools and a Wolverine sharpening system. Dan, who is Director of Planned Giving for the Univ. of Memphis, formerly taught French for over a decade. He first encountered our guild at the Pink Palace Crafts Fair. Dan makes and sells wooden and acrylic bowties. His other hobbies include photography,

# “In The Rear-view Mirror”

## November: Multi-Axis Turning - Mark Sfirri

Text by: Joseph Voda, Photos by: Mike Maffitt, Rick Stone, Larry Sefton

Wow! If you have never thought about trying multi-axis turning, our demonstrator last month should have certainly “placed a bug under your saddle.”




Before I get into the details of Mark’s demo, I would like to acknowledge Rick Cannon for developing this amazing presentation for our Guild. It took Rick quite some time to work out the details and convince the BoD of the opportunity of a great demo. That said, I would also like to point out to all who have a dedicated shop, or shop space, that hosting an out-of-town demonstrator is personally beneficial. Every host I have spoken with stressed the amount of knowledge they gained from a one-on-one conversational setting. Add to this a little personal hands-on interaction in their shop, and you get a truly price-less experience. Which brings me to thank Kay, Rick’s “Better-Half, for supporting his “habit”, in opening their home (and shop).

This first picture shows the members and spouses who braved the rainy weather to attend the “meet-n-greet” at Central BBQ for Mark. We had a quality evening socializing and listening to some interesting stories from Mark.

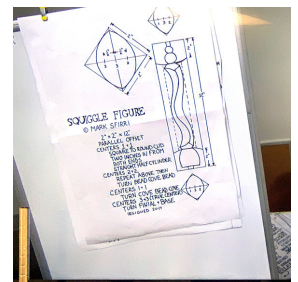


On Saturday, Mark had no trouble keeping the membership enthralled during the extended meeting. This was evident from the questions put to him.



A candlestick was the first item he presented, and although I consider it to be one of the simplest works, it is a very visually pleasing form. As Mark moved on to increasingly more complex work, the simplicity of that first technique allowed all to more easily follow the progression.

Looking back at the demo, my head still spins at the blending of artistic and technical aspects Mark has developed to visualize his designs and, then develop the techniques to create it in 3D. Still, the following series of pictures shows Mark’s care in detailing his process to bring his concepts to a physical



# “In The Rear-view Mirror” (cont’d)

## November: Multi-Axis Turning - Mark Sfirri

Text by: Joseph Voda, Photos by: Mike Maffitt, Rick Stone, Larry Sefton

presence. As if this care to detail in his presentation isn't enough, Mark provides all these detailed drawings in print, or from his website.

We all enjoyed Mark's anecdotal presentation regarding the inspiration behind his famous ball bats and the “Homeland Defense Rolling Pin.” Mark keeps his audience's attention with a really enjoyable and informative presentation.



Also along the way, Mark presented us with some interesting spindle turning tools and techniques. Two of interest to me were the multi-angle grind gauge and a good, safe use of a standard wood chisel.



The gauge contains more angles than any I currently have, so it gives a good read on a starting point and where I want to finish my grinding or sharpening.

Next, Mark stressed not twisting, but cutting *all* turned items from the waste end, leaving a decent-sized nub. Then, taking a standard bevel chisel and using the thumb holding his work, he used it as a fulcrum to slice the nub cleanly off the work piece, in a motion arcing away from him. I have been using this process

with a spindle gouge, but I now see the value in using the sharp bevel gouge.



Since the turning gouge I just used on the spindle work piece is now dull, I run the risk of pushing it through the nub, rather than slicing it off. (I can hear my Dad now, “Joseph, let the tool do the work!”)

I dare say, most of us added Mark's website to our bookmark list. If you didn't, I urge you to visit it the next time you need inspiration, or have a spell of “turners' block”.



# “In The Rear-view Mirror” (cont’d)

## November: Multi-Axis Turning Class w/ Mark Sfirri

Text by: Joseph Voda, Photos by: Mike Maffitt, Rick Stone, Larry Sefton

After the extended demonstration to the general membership of the Guild on Saturday, a hands-on workshop class was held for members interested in learning Mark’s techniques in a first-hand environment, on Sunday. As has been stressed by the Board of Directors many times, workshops requiring additional fees remains the most economical means for education. These pictures depict the opportunity better than words.





# “In The Rear-view Mirror”

## December: Guild Christmas Brunch and Auction

Text by: Joseph Voda, Photos by: Mike Maffitt, Rick Stone, Larry Sefton

If you were unable to attend annual Guild Christmas Brunch and Auction, I can only say you missed some interesting “Give-a-gift/Get-a-gift” items, good socialization and bargains on work from guest demonstrators and fellow Guild members. Oh, and some *really* great home-cooked holiday food!



# Instant Gallery

Photos by: Mike Maffitt

For the benefit of our new members, and all visitors to our website, there is no Instant Gallery held at our October and December meetings. Thus, the November and January issues of Turners Talk do not contain this page.

Reasons include:

At our Oktoberfest meeting, the setting is not acceptable for the standards we set for photography. Also, as much time as is available, is dedicated to our guest demonstrator.

In December, the meeting is focused on our annual Christmas Party with our spouses. At this event, space is always at a premium for table seating and access to the food! The party also includes our annual Educational Funds Auction, which provides attendees an opportunity to acquire one, or more, item from our monthly demos held during the year; donations from benefactors; and/or a full two-day registration to the annual TAW Symposium (Franklin, TN), held in January of the following year.

Check back following each of these months to see what our members were producing in the Gallery's absence.

# Upcoming Events

## 2020

### 2020

(\* = Monthly meeting date moved, \*\* = Special demonstration event date moved.)

- January 18\* Jonas Nemanis, MSWG - Upside-Down Hollow Form
- January 24-25 Tennessee Association of Woodturners 2020 Symposium  
(<https://tnwoodturners.org>)
- February 22 Jason Clark (<http://jtcturning.com/about.htm>)
- February 23 Jason Clark Hands-on Workshop (@Larry Cutliff's)
- March 28 Trent Bosch, Streaming Video Demonstration (<http://trentbosch.com/about/statement/>)
- April 25 Bob Wolfe, TBD
- May 23 Kimberly Winkle (<https://kimberlywinkle.com/home.html>)
- June 4-7 AAW Symposium, Louisville, KY (<https://www.woodturner.org/Woodturner/>)
- June 27 TBD
- July 25 TBD
- August 22 Frank Bowers, TBD
- August 28-30 SWAT Symposium, Waco, TX (<https://www.swaturners.org>)
- September 19\* TBD
- September 25-27\*\* Pink Palace Craft Fair, Audubon Park, Memphis  
(Friday 9 am-8 pm; Saturday 9 am- 8 pm; Sunday 10 am- 5 pm)
- October 24 TBD
- November 28 TBD
- December 12\* Guild Christmas Party [@BSMC] (9:30 am - 12:30 pm)

### 2021

- January 23 TBD
- January 29-30 Tennessee Association of Woodturners 2020 Symposium

# Mentors Program

All members of MSWG are invited to contact the following mentors to learn a new technique, improve their turning skills or turn something different. Mentors are volunteers and do not charge.

Contact information is on our website under Members Only and the Roster. Sessions should last no longer than 3 hours and be scheduled at the convenience of the mentor.

Benson, Joel	Wood Selection, Turning Green Wood, McNaughton Coring, Chain Saw Sharpening/ Maintenance, Chain Saw Use/Safety
Cannon, Rick	Segmented Bowls
Maffitt, Mike	Bowls, Platters and Lidded Boxes
Sefton, Larry	Milk Paint, Make Your Own Pyrography Unit, Hollow Forms
Stone, Rick	Finials, Bowls (incl. Natural Rim), Boxes, Spindles, Carving, Finishes, Pyrography, Making Tools, Turning Tool Basics (incl. Sharpening)
Tusant, Jim	Bowls, Hollow Forms, Pyrography, Carving, Dyeing, Tool Use
Wilbur, Skip	Bowls, Hollow Forms, Goblets, Finials
Wolfe, Bob	Bowls, Hollow-forms, Platters, Embellishment

# Club Sponsors



**Phone:**  
**1-(800)-551-8876**

<http://www.woodturnerscatalog.com/>

**The Woodwork Shop, Inc**  
**8500 Wolf Lake Drive**  
**Suite 101**  
**Bartlett, TN 38133**

**Phone: (901) 755-7355**

**Fax: (901) 755-2907**

**Email: [thewoodworkshop@bellsouth.net](mailto:thewoodworkshop@bellsouth.net)**



**Jim Cole Tommy Crawford Evans Woodward Floyd Carter**